

MATERIAL AND HARDWARE LIST

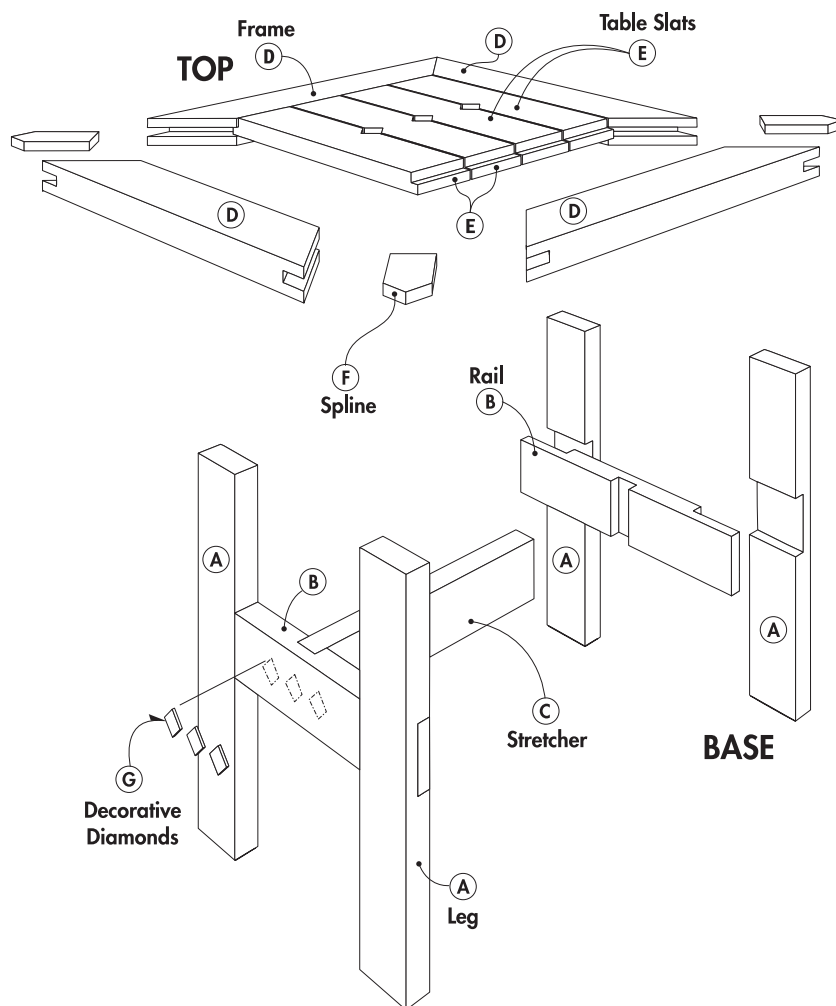
- A (4) Leg (2x4)
 B (2) Rail (2x4)
 C (1) Stretcher (2x4)
 D (4) Frame (2x4)
 E (4) Table Slats (1x6 decking)
 F (4) Spline (1x8)
 G (6) Decorative Diamonds (1x8)

- $1\frac{1}{2}$ " x $3\frac{1}{2}$ " x 21"
 $1\frac{1}{2}$ " x $3\frac{1}{2}$ " x $17\frac{5}{8}$ "
 $1\frac{1}{2}$ " x $3\frac{1}{2}$ " x $16\frac{1}{8}$ "
 $1\frac{1}{2}$ " x $3\frac{1}{2}$ " x $21\frac{5}{8}$ "
 $1\frac{1}{16}$ " x $3\frac{1}{2}$ " x $15\frac{5}{8}$ "
 $\frac{1}{2}$ " x $1\frac{7}{8}$ " x $7\frac{1}{2}$ "
 $\frac{1}{4}$ " x 1" x 1"

HARDWARE

- (10) #10 x $2\frac{1}{2}$ " Stainless Steel Screws
- (8) $2\frac{1}{2}$ " Pocket Screws
- (8) Pocket Screw Plugs
- (8) 3d Galvanized Nails
- (4) $\frac{3}{8}$ " Wood plugs, $\frac{5}{16}$ " long

PATIO SIDE TABLE CONSTRUCTION VIEW

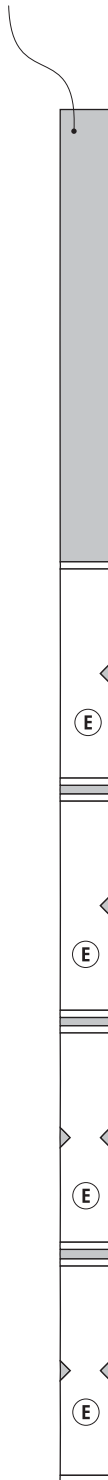


Joinery details can be found
 in the Patio Set article of issue
 277 of Workbench Magazine
 (Pages 28-37)

CUTTING DIAGRAM

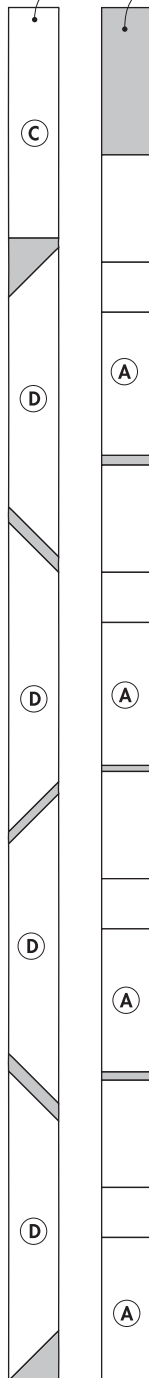
1 1/16"-Thick Cedar Decking

(1 1/16" x 3 1/2" x 96") Qty. 1



2x Cedar

Cedar Lumber
(1 1/2" x 3 1/2" x 96") Qty 2



Cedar Lumber
(1 1/2" x 3 1/2" x 48") Qty. 1



1x Cedar

Cedar Lumber
(3/4" x 7 1/2" x 12") Qty. 1

