

₹100 only!

SIMPLE CLEAR ADVICE IN PLAIN ENGLISH



September 2010 Vol.5 Issue 57

Computer active

FREE CD
Full Software

PLUS
tools & utilities with
this issue

HOME NETWORK FIRST AID

HOW TO FIND AND FIX

- Wireless problems
- Hardware faults
- Loss of internet
- Security flaws
- and much more



ON TEST

**8 image
management
software tested**

The latest...

Software, Printers, Notebooks,
Smartphones, **Multimedia**
players and much more!

FEATURE

Many programs offer to speed up
your PC – but what do they do,
and can they really help?
We investigate

**MAINTENANCE
OR MYTH?**

TRIED & TESTED

**WE TAKE A LOOK
AT WHETHER
APPLE'S TABLET
HAS A PLACE AS A
BUSINESS DEVICE**
APPLE IPAD



HIT PRINT
INTELLIGENTLY



HP LASERJET DEMAND

MORE



**YOU WANT TO
PRINT MORE, WORRY LESS.**

**DEMAND THE BRAND
2 OUT OF 3 INDIAN BUSINESSES RELY ON.**

When it comes to business printing you want the highest reliability and the lowest total cost of ownership. It's a real-time test our printers face everyday and sail through. No wonder, in the last 10 years over 60%* of the laser printers sold in India were HP Laserjets. For the rest - it's time to demand more!



HP LaserJet P1007 Printer

- Print speed up to 15 ppm
- 266 MHz processor with 2 MB RAM
- Hi-speed USB 2.0 port
- First page out in less than 8.5 secs¹



HP LaserJet M1005 MFP

- Up to 14 ppm - A4 print & copy
- 230 MHz processor with 32 MB RAM
- Manual Duplex & Booklet Printing, Watermarks, Economode, ID copy
- Reduce/enlarge copy jobs from 25% to 400%

DEMAND ORIGINAL
HP SUPPLIES.



3 **Year****
Warranty on P1007.
Valid on registration
until 31st Oct, 2010.

TO FIND OUT MORE:
Call: 1800 425 4999 (toll-free) or
3030 4499 (from mobile,
prefix your STD code)
SMS: 'LASER' to 56070

HP LaserJet

Search

**101 GIFTS
EVERYDAY**

Purchase & register your HP LaserJet and get
a chance to win a car, LCD TV, motorcycle,
laptop, fridge and many more exciting gifts.

*Based on IDC India Laser Printer Shipment from 2000 to 2009. ¹Power Saver Mode.

**HP LaserJet P1007 3-year warranty offer: 1-year standard + 2-year extended warranty carry-in to service centre. Offer valid between 19th July and 31st October, 2010.

*101 Gifts Everyday offer: To qualify for the 101 Gifts Everyday offer, purchase and register any HP LaserJet printer between 27th July and 31st October, 2010.

Register your purchase online at www.hp.com/in/laserjet or SMS <LASER> <10 digit printer serial number> (e.g. LASER VNC3F01874) to 56070 OR e mail your Name, Mobile Number and 10 digit printer serial number to HP.LaserJets.in@edenred.com


T&C apply. For details visit www.hp.com/in/laserjet



TotalSecurity 10

JAPAN'S

NO.1



ANTIVIRUS SOFTWARE, NOW IN INDIA

K7 TotalSecurity, the successful Indian Internet Security Software
Ranked No.1 in Japan for 2 consecutive years

Won the "GfK BEST 1" award for its No.1 position
in units sold across Japan

Rated India's No.1 Antivirus Software of 2009
by Softdisk Magazine

Be Secure for Sure with world-class features



AntiVirus



AntiSpyware



AntiMalware



AntiSpam



AntiPhishing



AntiRootkit



Privacy
Protection



Data Theft
Protection



Firewall



Trouble Free
Gaming



K7 Computing
BE SECURE FOR SURE

To Buy K7 TotalSecurity SMS <**VIRUS**> to **56767**

K7 Computing Private Limited, 14, North Mada Street, Srinagar Colony, Saidapet, Chennai - 600015.Tel: +91-44-2235 5393

Visit us at : www.k7computing.in



FROM THE EDITOR

It is quite common to find multiple computing devices in today's households. Computers, notebooks,

smartphones and other mobile computing devices at home have also made home networks, wired and wireless commonplace. Like any mechanical device, there will be times when these networks stop working. This month's cover story explains the steps to follow, when faced with such a situation.

The advent of the digital age of photography has ensured mass penetration. The whole experience is now more approachable for the common man, as opportunity to make corrections are available at each step of the process. In the on-test section we look at the various photo management software available, both free and paid. These help in correcting mistakes made, while capturing your beautiful memories.

Happy Reading

Amit Tewari

a.tewari@nextgenpublishing.net

ADDRESS CHANGE!

We have shifted our office from Mahim to Lower Parel. Our new address is mentioned below:
Next Gen Publishing Limited
Computeractive, Trade World,
C-Wing, 2nd Floor, Kamala Mills
Compound, Senapati Bapat Marg,
Lower Parel(W), Mumbai 400013
Tel: 022-43525252 Board

FOR DETAILS of subscriptions, back issues, email addresses, our technical helpline or how to contact us for any other reason, please read the Computer Interactive pages and the last page.

Contents

INTERACTIVE

12 **Letters**

What the readers have to say

16 **News**

All the latest stories from the world of computing



P16

84 **No problem**

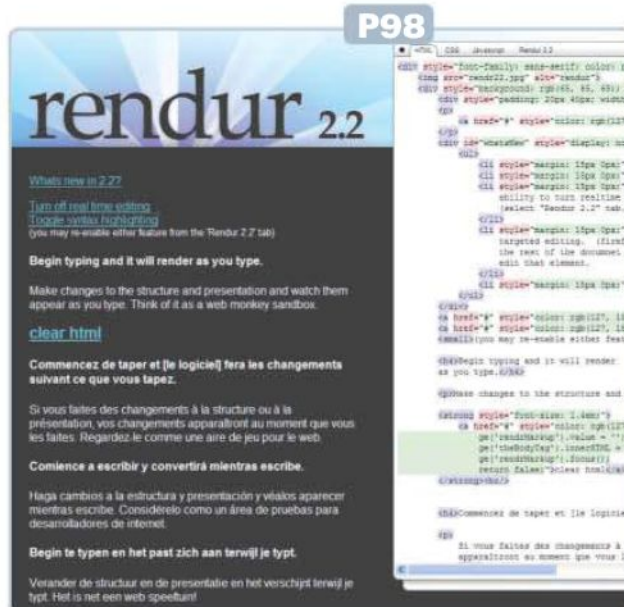
Having difficulty with your PC or software? We can help you

89 **Best buys**

The best hardware and software products as recommended by us

98 **Net Chart**

Top websites and downloads



P98

TRIED & TESTED

26 **Epson Stylus Office T1100**

Affordable A3 Printer for SOHO's



P26



P30

30 **Samsung Wave**

Bada handset takes on iPhone and Android devices

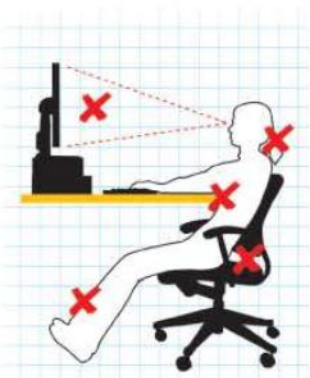
36 **Microsoft Office 2010**

The latest version of Microsoft's productivity suite brings numerous enhancements, but is it enough to convince users to upgrade?



P36

HOW TO



76 **Get comfy**

The guidelines employers use to keep workers safe from strain injuries apply to home users too – we show you how to work comfortably



78 **Cash in on your skills**

Your skills and experience could earn you a tidy sum – with a little help from your computer



80 **Maintenance or myth?**

Many programs offer to speed up your PC – but what do they do, and can they really help? We investigate

COVER STORY **Page 60**



Home network first aid

How to diagnose, repair and prevent common network problems

WORKSHOP



15 **EASY TO USE STEP-BY-STEP** PAGE - page 43

ON TEST

66 **Ever lasting memories**

High on performance and features

72 **Game Review**

Blur

Prince of Persia:
The Forgotten Sands



44 **Find fascinating cultural materials online**

48 **Organise news feeds with Google Reader**

52 **Download and use a free word processor**

56 **Prevent other users hogging shared drives**

58 **Hints and tips**

59 **Macintosh Hints and tips**

Branch offices

Ahmedabad

Chandan House, 3rd Floor,
Mithakhali Six Roads, Ahmedabad - 380006
Tel: +91-79-4000 8000 Fax: +91-79-4000 8080

Bangalore

Pramod Udupa, Account Manager
#903, 9th Floor, 'B' Wing,
Mittal Towers, M. G. Road, Bangalore - 560001
Tel: +91-80-66110116 Fax: +91-80-66110117

Chennai

Unit No. 30, 3rd Floor, Modern Towres,
No. 35/23 West Cott Road,
Royapettah, Chennai - 600017. Tel: +91-44- 65612566.

New Delhi

Harshvardhan Verma, Assistant Manager Advertising
Vivek Ojha, Area Advertising Manager
Block No. 24 & 30, 1st Floor, Okhla Industrial Estate,
Phase III, New Delhi - 110020.

Pune

401B, Gandhi Empire, 2, Sareen Estate,
Kondhwa Road, Pune - 411040.
Tel: +91-20-32930291 Fax: +91-20-26830465

Mumbai

2nd Floor, C Wing, Trade World, Kamala Mills Compound
Senapati Bapat Marg, Lower Parel (W), Mumbai 400013
Tel: +91-22-43525252 Fax: +91-22-24955394

Editorial email addresses

Sorry, but we can only give technical help and consumer advice through published replies in the magazine – we cannot take phone calls or answer letters personally.

For subscription enquiries, see the details above.

For editorial enquiries, please write at the email addresses given below.

Opinion, feedback and enquiries: ca@nextgenpublishing.net

Technical help: noproblem@nextgenpublishing.net

Visit our website: www.computeractive.in



**Computer
active**

Vol. 5 Issue 9

Editor & Associate Publisher

Amit Tewari

Staff Writer

Anirban Roy

Copy Editor

Trisha Mukherjee

Guest Editor

Priya Pathiyan

Contributors

Kabir Barat, Mark Wilson, Niall Magennis, Paul Townsend, Paul Allen, Rohinton Mehta, Rob Beattie, Scott Colvey, Tim Smith

Creative Director & Head Production

Atul Bandekar

Design

Nandkishor Sawant

Image Desk

Deepak Narkar, Ninad Jadhav

Illustrators

Ian Jackson, Nick Palmer, Tom Steyer, Ajay Paradkar

Photography

Mahesh Reddy, Sharonjit Samrai

Publisher

Khushroo Bhadha

Marketing Manager

Perseus Master

Asstt. Operations Manager Circulation

Sanjeev Roy

Asstt. Circulation Manager

Kapil Kaushik, Delhi

Subscription Supervisor

Sachin Kelkar

Tel: +91-22-43525220 Fax: +91-22-24955394

Email: subscriptions@nextgenpublishing.net

DISCLAIMER

Readers are reminded that the opinions expressed, and the results published in connection with reviews and/or laboratory test reports carried out on computing systems and/or related items, are confined to, and are representative of, only those goods as supplied and should not be construed as a recommendation to purchase. Whilst every precaution is taken to ensure that reliability and good business practices prevail, the Publisher cannot be held responsible for the overall trading activities of any supplier referred to, or advertising within, this publication.

Next Gen Publishing Ltd.

2nd Floor, C Wing, Trade World, Kamala Mills Compound

Senapati Bapat Marg, Lower Parel (W), Mumbai 400013

Tel: +91-22-43525252 Fax: +91-22-24955394

Email: ho@nextgenpublishing.net

© 2007 Incisive Media.

All rights reserved.

Published with the permission of Incisive Media.

Reproduction in any manner in any language in whole or in part without prior written permission from Incisive Media & NGPL with regard to their respective content is prohibited.

Published by Khushroo Bhadha on behalf of Next Gen

Publishing Ltd., 2nd Floor, C Wing, Trade World

Kamala Mills Compound, Senapati Bapat Marg

Lower Parel (W), Mumbai 400013. **Printed by** Khushroo

Bhadha Next Gen Publishing Ltd., 2nd Floor, C Wing,

Trade World, Kamala Mills Compound, Senapati Bapat

Marg, Lower Parel (W), Mumbai 400013. **Printed at**

Kalajyothi Process Pvt. Ltd, 1-1-60/5 RTCX Roads,

Hyderabad - 20. **Published at** Next Gen Publishing Ltd.,

2nd Floor, C Wing, Trade World, Kamala Mills Compound,

Senapati Bapat Marg, Lower Parel (W), Mumbai 400013.

Newsstand distribution - India Book House

Editor: Amit Tewari



Think of it as the cat that got your old mouse.



Simple setup



Virtually no
drop outs




Plug & forget,
Nano receiver



Power Switch
On & Off

Presenting the Logitech M215 Wireless Mouse.

So sleek and so powerful that it's unfair to call it a mouse. And when it comes to setup, the wireless mouse M215 is a breeze. It's as easy as inserting batteries, plugging the wireless Nano receiver into a USB port and you are good to go. The connection is strong with virtually no drop outs or delays thanks to Logitech® Advanced 2.4 GHz wireless technology. Built by Logitech, the worldwide mouse experts, the M215 boasts of extended battery life and 3 years replacement warranty to boot. All this for just ₹1115/-.



Logitech Electronic India Pvt. Ltd. North: Regional Manager: +91-98717 14777, Chandigarh: +91-97797 77299, Delhi: +91-99990 04436 / 99906 60456 / 99901 82431, Jaipur: +91-98293 56663, Lucknow: +91-99277 11121, Ludhiana: +91-98884 40573. South: Regional Manager: +91-98400 20986, Bangalore: +91-98453 27979 / 90083 02009, Chennai: +91-98940 29920, Coimbatore: +91-9894444006, Hyderabad: +91-98855 67670, Kochi: +91-98478 56133. West: Regional Manager: +91-98196 01119, Ahmedabad: +91-98980 14437, Indore: +91-98263 30711 / 93003 88512, Mumbai: +91-99306 78177 / 98200 48261, Nagpur: +91-93250 91399, Pune: +91-98509 60003. East: Guwahati: +91-94350 14997, Kolkata: +91-98317 53920.

September CD Contents

Dear Reader,

There's often no need to replace a computer when it starts getting a little slow; there are all manner of programs that can find and fix problems. We've collected together some of the best this CD.

Registration keys and Spam Filters

Some of the software provided on this disc requires a product key from the publisher, provided by email. Unfortunately these emails are sometimes mistaken for spam. If you don't receive a registration email, try checking the spam folder of your account.

Sometimes, Internet Service Providers block spam before it even reaches your computer. In this case, we recommend signing up for a free webmail account with Google, Yahoo or Windows Live to use for registration emails.

Editor

Full Software

Ashampoo Snap 3.3

Ashampoo Snap enables you to create high-quality screenshots, videos, and demos of your screen content. Edit, save, and share your excellent results with others. With Ashampoo Snap 4 you can make effective, informative, and individually created screenshots of the Windows desktop, single windows, selected areas, or complete Web sites. In school and the professionals use a spontaneous idea or important information is quickly send. Just as quickly an interesting image is mailed to friends and acquaintances.

How to Register for Full version : Register online to obtain your serial code



Must Have 7-Zip

The Windows Compressed Folder wizard is a limited both in the kinds of compressed folders that it supports and in flexibility. 7-Zip is a very capable replacement that is also easy on your computer. It supports the standard .zip format as well as it's own.

AbiWord

Word is packed full of features that most of us never use. AbiWord is a word processor with the important tools such as spell checking and even mail merge. Best of all it supports a wide variety of word processing document types including Word 2003 and 2007, and Open Office.

ArtRage 3 Studio

ArtRage 3 Studio is an image editor that is dedicated to making images rather than editing photos. It has 20 different artistic tools including pens, stencils, watercolour and oil painting effects. This is a 30 day demo of the full version.

Audacity

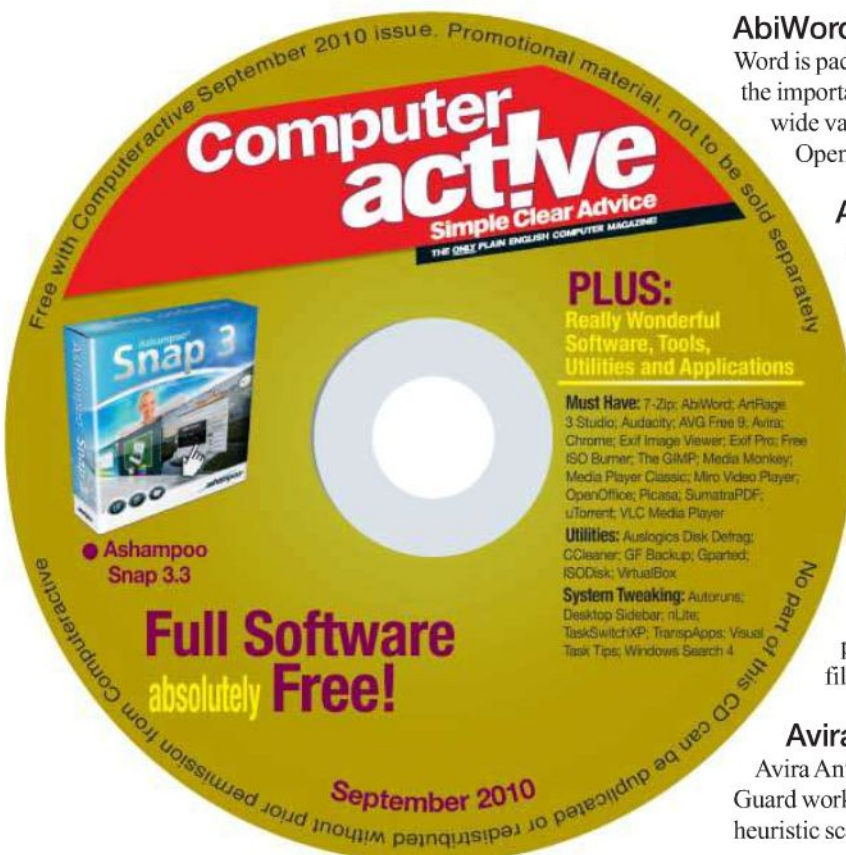
Audacity is a versatile and powerful audio recording program. It can be used to record audio from a microphone, record player or other audio device plugged into the computer. It supports MP3, WAV, AIFF and Ogg Vorbis files and has lots of audio effects for cleaning recordings.

AVG Free 9

AVG is one of the best known free antivirus programs around and deserves to be. The interface has been improved in version 9 and it is easier to see what protection is being offered at any one time. As well as checking for malicious files on your hard disk, AVG Free 9 also checks emails as they arrive.

Avira

Avira AntiVir can protect viruses other threats such as worms and trojans. The AntiVir Guard works constantly in the background checking every file as it is opened. This includes heuristic scanning to check for viruses that have not been formally identified. Scans can also



Enrich Your Life with Portable Joy



Slim Portable CD/DVD Writer

8X DVD / 24X CD Read/Write, Dual Layer Compatible

Does your ultraportable or netbook computers need a portable CD/DVD player? With Transcend's 8X slim portable CD/DVD writer, you are welcome to enjoy DVD movies, install essential software or create data backup discs anytime, anywhere.

- 8X DVD±R read/write, 24X CD-R/RW read/write
- Compatible with CD-R/RW, DVD±R, DVD±RW, DVD±R DL, DVD-RAM discs
- Optimized for use with notebooks and netbooks
- USB powered – no external power adapter needed
- USB 2.0 interface for high-speed data transfer
- Includes CyberLink Power2Go disc writing software



Fast • Slim • Portable



Mediaman
Since 1987

Brings You  **Transcend**

www.mediamangroup.com

Mediaman Infotech Pvt.Ltd : Authorised Distributor for India

2nd Floor, Vidyarthi Bhavan, Tribhuvan Road, Mumbai - 400004. Tel: 022- 43441111(100 lines) Fax: 022- 2387 7418
E-mail :sales@mediamangroup.com Ahmedabad : 079-40031905; Bangalore: 080-41472052; Baroda : 09376737537
Chennai: 044-45566604; Cochin: 0484-6466839; Coimbatore: 09443630971; Goa: 0832-2424291;
Gurgaon: 011-51608136; Kolkata: 033-22368197; NewDelhi: 011-26436349; Pune: 020 - 64001815;
Secunderabad: 040 - 27722068

www.transcendusa.com

Full Software

Ashampoo Snap 3.3

Must Have

7-Zip

AbiWord

ArtRage 3 Studio

Audacity

AVG Free 9

Avira

Chrome

Exif Image Viewer

Exif Pro

Free ISO Burner

The GIMP

Media Monkey

Media Player Classic

Miro Video Player

OpenOffice

Picasa

SumatraPDF

uTorrent

VLC Media Player

Utilities

Auslogics Disk Defrag

CCleaner

GF Backup

Gparted

ISODisk

VirtualBox

System Tweaking

Autoruns

Desktop Sidebar

nLite

TaskSwitchXP

TranspApps

Visual TaskTips

Windows Search 4

be started manually or scheduled at daily or weekly intervals. Should a virus be found, it can either be removed or moved to a quarantine area.

Chrome

Google Chrome is a fast web browser that supports all of the current web standards. The interface is as clean as possible, but don't let that fool you, it is just as capable as any other browser with tabs, bookmark synchronisation and private browsing.

Exif Image Viewer

All digital cameras record settings such as shutter speed and ISO used when taking a picture. Exif Image Viewer can display this information as well as an image histogram. As it uses the thumbnail image present in digital photographs, it is very fast.

Exif Pro

Exif Pro is used to organise your photo collection as well as make simple corrections. It can also be used to view the information recorded by digital cameras about the image, known as the EXIF data, hence the name of the software.

Free ISO Burner

Windows 7 may be able to create CDs and DVDs from ISO files, but earlier versions cannot. Free ISO Burner is a quick and easy to use program for this task. It works with both Windows XP and Vista. No installation is required, click on the View folder

The GIMP

The GIMP is a powerful and free image editor that can give Photoshop a run for it's money, although it's interface is not as friendly. Persevere and you'll find that it is just as good at correcting photo flaws as it is creating buttons for websites, and more.

Media Monkey

Don't lose music in a large collection. MediaMonkey can manage music tracks, audio books and playlists. It supports all major audio formats and can be used to synchronise music with iPhones, iPods and most MP3 players including phones.

Media Player Classic

Media Player Classic manages to combine support for a wide variety of music and video formats with low demands on your computer. It can play DVD discs and supports video formats found online such as DivX. Subtitles can also be displayed.

Miro Video Player

Not only does Miro have a clean interface that doesn't interfere with videos, it has a built in content guide with information about thousands of free video feeds online, many of which are in high definition. It can also be used to download videos from websites such as YouTube.

OpenOffice

OpenOffice is a complete alternative to Microsoft Office. It includes a word processor, spreadsheet, presentation and database software. Please note this version is with the Java Runtime Environment. Click on the Software Developer's Website link below if this is not already installed on your computer.

Picasa

You don't have to shell out for photo-editing software, or put up with the limited functions offered by the Paint program that comes with Windows. Picasa can transfer pictures from your digital camera, organise them and perform basic editing.

SumatraPDF

PDF files are a standard for documents that look and print correctly on any computer. SumatraPDF is an alternative to the official Adobe Reader that is simpler to use and requires less from your computer. It can also be installed to a USB memory key.

uTorrent

Bit Torrent is a technology that speeds up the downloading of large files from the internet. uTorrent is a small program for managing these downloads. Importantly, it can limit how much bandwidth it uses so ordinary web surfing is not slowed down.

VLC Media Player

VLC (initially VideoLAN Client) is a highly portable multimedia player for various audio and video formats, including MPEG-1, MPEG-2, MPEG-4, DivX, MP3, and OGG, as well as for DVDs, VCDs and various streaming protocols.

Utilities

Auslogics Disk Defrag

As Windows uses free disk space as it finds it, even small files can be broken up into several chunks. This slows the computer down and in extreme cases end up leaving files corrupted. Auslogics Disk Defrag reorganises the contents of a hard disk reversing this effect

CCleaner

CCleaner scans your hard disk looking for unnecessary files including temporary internet files, old backups and stuff left behind by uninstallation wizards. Scanning is quick and the interface ensures that you always know exactly what is going to be cleaned.

GF Backup

We know making backups isn't much fun but if disaster ever strikes you'll be reassured if your valuable documents and programs are safe in a backup. GFI Backup has an easy to use wizard based interface and can backup to optical discs or external hard disks. It can even synchronise folders between computers.

and more...



i can

achieve higher productivity.

With Kingston Branded Memory, my entire network operates efficiently and without any hiccups. Resulting in increased productivity, reduced costs and higher profits. Kingston Branded Memory is the ideal support system my organisation could ever have.

DRAM | USB DRIVES | MOBILE MEMORY CARD | CAMERA MEMORY CARD | SSD

For sales enquiry: sales_india@kingston.com
Service toll no.: 1860 233 4515
RMA/warranty: services_india@kingston.com
For technical support: techsupport_india@kingston.com

 **Kingston**
TECHNOLOGY *Inspires Trust*



We want your opinions! Write to us on any of the topics covered in Computeractive

✉ Keep kids safe online

I do not agree with Ram Kumar who wrote earlier with his views of censorship. What a lot of people disagree with is the amount of pornography that can be found online, accidentally, by children.

I had my niece sitting beside me one day and we were surfing to find articles on foxes. I typed 'foxes' into a search engine and I was glad that I was quick off the mark to cover the screen from her eyes. What if she had been on her own? I am not religious and I am not a prude but I think there should be a time and a place.

Would it be so impossible to set up a whole different system for pornography? Instead of it being on the www, they could put it on the xxx, with no access unless you have a valid credit card. How difficult would that be? It would keep kids just that little bit safer.

Yogesh Kumar



The writer of our Star letter will receive a iBall iRock - earphones for pleasure listening that comes in trendy looking colours.

So start typing and email us at

ca@nextgenpublishing.net or write to us at: Letters, CA, Next Gen Publishing Ltd., Khatau House, 2nd floor, Mogul Lane, Mahim (W.), Mumbai - 16.

Last month's winner:
Ghanshyam Sane



➔ All a Twitter



Dear Sir,

Having read about the Twitter website in a recent issue of Computeractive, I decided to take a look. I was appalled.

As far as I can make out, this Twitter nonsense allows people to list the inane details of their private lives online, and to gawk at the details added by others. The updates posted by your staff ranged from the unremarkable (news updates, for instance) to the incomprehensible and did not interest me. When I examined other users of the site I found a few non-sensical, some verging on the offensive and most simply tedious.

I simply cannot understand why anyone could possibly find this useful, and I wonder why your staff are wasting time with it.

Ravikumar Iyar

Twitter (www.twitter.com) is an unusual service, and it's certainly true that much of the information shared by users on the site can be mundane. On the other hand, it can be a fascinating way to keep up to date with celebrities and people you know but might not see that often, and a handy way to find out about events around the world. Here at Computeractive we think that Twitter is an interesting way to provide more information about what you can expect in future issues, and to communicate directly with readers.



Control, not offence

Control, control, control – there is always some person, organisation or government department saying something is bad for us. And every time the result is the majority being ruled by the ideas, actions, and so-called knowledge of a vociferous minority.

Why won't they let us make up our own minds?

At the end of the day the answer is in everybody's hands: self determination.

You can always pull the plug out if you don't like what you hear or see. So where is the problem? Why impose your opinions on others?

Guari Rai



Upgrade worries

Dear Sir,

As I am a subscriber to your magazine I was interested to read about the new version of Windows, Windows 7. You explained all about the new features within the new operating system, but not what problems users will experience with compatibility.

I had a Windows XP computer and upgraded it to Vista Home Premium. This required many drivers to be downloaded, and quite a few software programs would not work because, at the

time, many manufacturers were not producing software for Vista. I had to revert back to XP.

Nothing was mentioned about Vista users who have hardware and software compatibility problems. Are we going to have the same problems with Windows 7?

Anita Gupta



Better late than never

I thought I would let ~ you know about my experience with Windows 7. Last summer I bought a new laptop, which came pre-installed with the 'black sheep of Microsoft', otherwise known as Vista. As a contented XP Pro user, I was so

wound up by its many irritating and obtrusive features that I opened the DVD drive and inserted an XP Pro installation disc. "That's told it," I thought, as XP opened faultlessly.

Unfortunately, from that moment on nothing would work, including the wireless network connection and graphics control panel. After a brief panic I soon figured out that I was probably short of some drivers as I had formatted the hard disk when installing XP.

I started my trusty XP desktop PC and headed for the laptop manufacturer's website. After spending an eternity searching its

site I came across the following piece of information: my laptop was DEDICATED to Vista and could not be downgraded to XP. There was only one thing for it: Ubuntu Linux.

Linux is brilliant. It performs well and comes with so much software that I was on course for keeping it on. The trouble, though, is that I like to experiment and play around with files and disks. Windows has always allowed me to do this, but I can't understand how the Linux file system works.

Then came the answer to my prayers. I read that a beta version of Windows 7 was available, downloaded it and installed it on to the laptop. After downloading all the Vista drivers from the internet, I now have a laptop that is good to use. I honestly think that Windows 7 is excellent. It's helpful without being obtrusive. I clicked on a PDF file today, forgetting that I have nothing

to read it with yet. Windows 7 flashed up a message that it could direct me to a download link for Adobe Reader.

That's what a good operating system should do. It's certainly got my vote, despite my Vista problems.


Deepak Jain

Experience the beauty
of iBall Bluetooth® Wireless Technology



Enjoy Music + Talk wirelessly

Anywhere. Anytime.



 **Lappie™**
ba11 Enhancing laptop computing.

*lappie time...
happy time..*

&

ZIONTM
Infinite Technologies
Dynamic RAM

QUIZ 41

Now, the fun at Computer Interactive gets even more rewarding! Take a crack at this ZION-Computeractive Quiz and win! The contents of this issue contain the answers! So, read, find the answers and shoot before September 20 to win a zany ZION RAM or multimedia memory card.

Mail to ca@nextgenpublishing.net with the subject-line: ComputerInteractive Quiz No.41

1) PC1066 works at a clock rate of-

- a) 400 MHz ☐
- b) 533MHz ☐
- c) 600 MHz ☐

2) ASUS Nuvifone M10 has-

- a) Windows 7 ☐
- b) Windows Mobile 6.5 ☐
- c) Android 2.2 ☐

3) MRP of MapMyIndia Navigator Zx150 is-

- a) Rs. 19,490 ☐
- b) Rs. 6999 ☐
- c) Rs. 15000 ☐



CONGRATULATIONS!

The winner of Quiz no.40 is
Nagesh Shetty, Bangalore

Name: _____

Address: _____

City: _____ Pin Code: _____

Tel. No. _____ Mobile: _____

Email: _____

Subscription No. (For subscribers only) _____

The decision of the judges will be final and binding and no queries shall be entertained. The employees of Verbatim and Next Gen Publishing cannot participate in this contest. Participants can also send their entries by fax or photocopies at the Next Gen mailing address listed on colophon page. Winners will be decided by Lucky draw.

Winner Will be awarded with 1GB PC667 DDR ZION RAM

Windows®. Life without Walls™.
ASUS recommends Windows 7.

ASUS®
Inspiring Innovation • Persistent Perfection

ASUS NX

How sound comes alive



The powerful yet soothing sound of water flows through my consciousness with a liquid clarity, invoking memories . . .

It's a sound that should only be heard live or through the ASUS NX series notebook featuring the new Intel® Core™ processor, Genuine Windows® 7 Home Premium and exclusive SonicMaster Technology. The NX series notebook delivers audio that is defined, accurate, and rich. Every element of its design - from the breath taking polished aluminum finish to the unique dual touch pads - is equally evocative; bringing artistry and acoustics together in perfect harmony.

Audio by Bang & Olufsen ICEpower®

ASUS Technology Pvt Ltd.
www.asus.in. E-mail: helpline_west@asus.com / info_india@asus.com
Toll free No. 1800-2090-365, Fax: 91-22-6766 8856
For enquiries SMS ASUS_CA to 567678 or 9220092200
Rates applicable as per service provider

Your PC Simplified, Windows® 7
Designed for faster and more reliable performance,
so your PC just works the way you want it to.

Products may not be available in all markets. Brand and product names mentioned are trademarks of their respective companies.

Your PC, simplified.

 **Windows 7**

External Hard Drive

Apacer Launches AC203 External Hard Drive

No one wants to suffer from the accidental loss of data — whatever business files, personal information, or precious family photos and videos — more and more people are using hard drives to store their critical data today! Apacer Technology Inc., a global leader in memory modules and digital storage, today announces the new external hard drive: AC203. With its compact profile and One Touch Backup function, the Apacer AC203 External Hard Drive offers up to

640 GB capacity and an easy way to back up a large amount of data to safeguard your digital life.

The Apacer AC203 features an independent backup button. By tapping it, you can easily copy important data, audio and video files to a designated folder to store them securely. Apacer provides yet another well-thought design, that is, the PCClone EX Lite backup software. Its graphical user interface allows you to conveniently configure system backup and personal files.

With only 14 mm in thickness

and 143g in weight, this easy-to-carry AC203

External Hard Drive allows users to share their precious audio/video files on the go with friends, and also enables professionals to transmit copious amounts of data. Toned in three sleek colors: Ruby Red, Graphite Black and Snow White, it best presents your



personal style. AC203, available in capacities from 320 GB, 500 GB to 640 GB, is the optimal backup solution for all netbook, notebook, or desktop users.

Digital Photo Frame

Bring back the sweet moments digitally alive with LG

Innovators in providing exceptional technology and entertainment, LG Electronics launched an exclusive Digital Photo Frame to adorn your living rooms with special memories

in the Indian market. The new LG F8010N allows users to view and share memories on a 8" inch wide screen making it a perfect gifting option.



Glossy in looks and extremely stylish in design, the photo frame enables full screen viewing of images, gratifying the user experience. It is equipped with multiple options such as storage folder, image browsing, slide/multi show, image — pause/zoom, digital clock, calendar, alarm making it an art piece fitted in a perfect frame.

It also grants users, the convenience of changing images from a distance. The remote control packed with the frame would facilitate easy image transition. With a resolution size of 800X600, the picture clarity is highly superb fitting in the formats of JPEG, BMP, GIF, PNG and JPEG RAW.

On its launch, Mr. R. Manikandan stated, "With the modern developments in technology, the digital Photo

Frame has become the next best device to re-live the sweet memories by bringing them digitally live. Stylishly designed LG Photo frame monitors are packed with technology features in a size of 7", making it ideal for placing on the work table, Bed-side tables or Living rooms. We are confident that the new LG DPF will be well appreciated by consumers."

With the internal capacity of 2GB, users may store ample images and build up an album for everlasting memories. Using the in-built USB port, one can directly transmit photos of digital camera to the photo frame. So next time you are shopping for the holidays or other special occasion, the LG Digital Photo Frame makes the apt choice which is available at leading electronic shoppes in India at an MRP of Rs 8990/-

Mobile Phone

Sony Ericsson unveils new portfolio of entertainment-packed phones

Communication entertainment brand launches six new phones that bring together everything consumers could ask for!

Bringing alive an unmatched user experience, Sony Ericsson, the communication entertainment brand, has unveiled its six new phones, including smartphones, GreenHeart and affordable walkman phones. Comprising the Xperia X8, GreenHeart Cedar and Aspen, and Walkman phones – Yendo, Spiro and Zylo, the portfolio will give consumers a wide range to choose from.

Following the success of the 'Fab 5' portfolio in March this year, the new range of phones offer a host of innovative features and signature applications to make communication more playful and multiply and enrich opportunities to connect. In addition to features and applications, design is essential to the entertainment experience. Sony Ericsson's human curvature design philosophy is applied across the portfolio to package the technology into products that look and feel great.

The Sony Ericsson Xperia X8 is a great entertainment smartphone that extends the appeal of the Xperia collection to new market segments. The user interface is similar to that of the Xperia X10 mini, with the four-corners that give easy one hand use and can be customised for one touch access to your favourite applications. The Xperia X8 also includes Timescape for easy access to all your

social networking and the infinite button for one click access to a world of content. The open Android operating system delivers great smartphone functionality and access to thousands of applications on Android Market.

Sony Ericsson Cedar, the mobile phone for consumers looking for an easy way to stay connected at an affordable price. The phone offers consumers fast and easy browsing capabilities with features such as 3G HSPA and easy access to e-mail and social networking sites. Part of the Sony Ericsson's GreenHeart portfolio, the phone offers users an easy-to-use social networking experience with the Widget Manager 2.0 – an application which allows users access social networking via the stand-by screen.

Sony Ericsson Yendo with Walkman, the first full touch Walkman phone which combines music, social networking and communication in one colourful phone. The four corner touch UI also allows users to find the most important phone features in one easy and fun one hand operation. So whether it's text messaging, Facebook or email, users can experience a unique and individual touch experience on a crystal clear and 2.6" display. Consumers have a number of color combinations to choose from so they can personalize their handset to suit their mood and make sure it stands out from the crowd



Sony Ericsson Aspen is the business phone with a conscience, perfect

for any consumer or company who want to make a green choice in their daily work life. An affordable GreenHeart phone with the latest version of Windows Phone, the Sony Ericsson Aspen has a rich user interface and powerful productivity tools. But it's not all about work, stay in touch with the fun parts of life with Media Browser and PlayNow, with simple access to social networks and quick and easy access to media files. Find the fun with a-GPS, Google Maps and snap pictures with the 3.2megapixel camera.

Sony Ericsson Zylo and Spiro provide consumers with the best

music experience they have come to expect from Walkman phones and also go one step further and marry music with social networking. From Twitter to Facebook, consumers can catch up with friends at just a touch of a button while still listening to their favourite music on the Walkman player. Another key function available on both phones is TrackID – which allows consumers to access the name and artist of a Zylotrack they hear playing wherever they are. This function has proved popular with music lovers world-wide with 129 million TrackID lookups in 2009 alone.



The ASUS U Series Bamboo Collection

Inspired by Nature. Designed for Style.

ASUS
Inspiring Innovation • Persistent Perfection

Website: www.asus.in, E-mail: helpline_west@asus.com / info_india@asus.com, Toll free No. 1800-2090-365, Fax: 91-22-6766 8856. For enquiries SMS ASUS_CA to 567678 or 9220092200. Rates applicable as per service provider. Please check with your supplier for exact offers & models available. Products may not be available in all markets.

Memory card

Silicon Power Releases SDHC Class10 32GB Memory Card

World's leading flash memory manufacturer Silicon Power has announced their 32GB Class10 SDHC card. It is the largest capacity according to SD3.0 specifications set by the SD Association. The card is rated Class10 featuring minimum read / write speeds of 10MB/sec which brings absolutely the best out of your digital handheld devices! Whether you are a photography enthusiast using a HD camcorder to capture your everyday amazing life or a professional photographer constantly shooting with continuous burst mode, Silicon Power's 32GB Class10 SDHC card ensures you a smooth

recording experience!

With the prevalence of high definition DV and camera, high speed / capacity flash memory cards are no longer the sole domain of professionals. The miniaturization of digital devices implies that CF cards must give way to smaller storage options. Silicon Power's 32GB Class10 SDHC card features 10MB/sec transfer speed (1.6x the speed of Class6 SDHC

cards) with the size of a post stamp. The 32GB capacity can store more than 10 thousands photos and records over 12hrs of



video with 6Mbps (1440*1080) resolution. Users need not to worry about insufficient storage space or slow transfer speed. Silicon Power 32GB Class10 SDHC card can let you get the most out of your HD cameras and

camcorders and fully enjoy your photography or video recording experiences.

Silicon Power's Class10 SDHC card is in compliance with SD3.0 specifications set by the SD Association. It features superb compatibility with cameras, card readers and many other SD-compliant devices available in the market. All Silicon Power flash memory cards come with lifetime warranty. Silicon Power's 32GB Class10 SDHC card is available in 4GB/8GB/16GB/32GB capacities for photographers and enthusiasts alike to choose from and take advantage of your HD digital handheld devices.

Notebook

Fujitsu Lifebook AH530 GFX provides high graphics performance



Fujitsu today introduces a new model of the LIFEBOOK AH530 featuring an external graphics card with dedicated 1GB video memory. This completes Fujitsu's line-up for the all-round notebook segment, with a choice of models to meet every need. The LIFEBOOK AH530 GFX is designed for users working with demanding graphics, pictures and video

applications, combining high performance and a slim and stylish notebook package at a competitive price.

LIFEBOOK AH530 GFX model users will experience the power of external graphics for demanding graphics applications and video, thanks to the on-board ATI Mobility Radeon HD550v graphics with a dedicated 1GB video memory. Users can choose between a Blu-ray Disc drive or a DVD-drive, and LIFEBOOK AH530 GFX models are equipped with the new Intel Core processors that deliver smart performance adapted to user needs, for a faster and more responsive user experience.

Most notebook users will agree that the viewing experience is just as important as the speed of the processors. Just like the standard LIFEBOOK AH530, the GFX model features a 15.6-inch (39.6cm) high definition glossy LCD in widescreen format, and an HDMI output for viewing content on an external display.

The LIFEBOOK AH530 GFX model has a slim design in two stylish colors: glossy black and ink blue. Designed for function as well as style, the keyboard is resistant to spills for extra reliability and offers a full numeric keypad for high usability.

ZIONTM


Infinite Technologies

Dynamic RAM

"ZION steals the DRAM show"

- CRN

India's No.



CRN Score Card

Criteria	ZION	Kingston	Transcend
Product availability	1	2	3
Price-performance	1	2	3
Partner profitability	1	2	3
Marketing and training	1	2	3
Post-sales support	1	2	3
Channel policy and management	1	2	3
FINAL RANK	1	2	3

Genuine Memory Brand

Complete memory solutions for Desktops, Servers & Laptops

Boost you Server with ZION Server Memory Module (FB-DIMM, ECC & REG.ECC)

3 years National Direct warranty



ABACUS PERIPHERALS

BRANCHES & TECHNICAL SUPPORT OFFICES:

Agartala - 03812388395, Ahmedabad - 079-40026471, 9328209998, Bangalore - 080-32932066, 9844033528, 9448378440, Bhubneshwar - 0674-2545264, 9337705624, Chandigarh - 9023754592, Chennai - 044-32965772, 9962292910, Cochin - 0484-3261256, 9447041158, Dehradun - 9219600370, Delhi - 011-32973154, 9313899686, Guwahati - 0361-2464170, 9954045815, Hubli - 9743990628, Jaipur - 0141-4029975, 9314753839, Kolkata - 033-22319628/9, 9830080103, Lucknow - 9889098878, Ludhiana - 0161-5094392, 9316648059, Mangalore - 9845847496, Mumbai - 022-40914600, Patna - 0612-23210180, 9304836094, Pune - 020-41269019, 9371665458, Raipur - 0771-4270340, 9827468824, Ranchi - 0651-2330584, 9386784858, Secunderabad - 040-32933342, 66382390, 9391308746, Siliguri - 9830085354, Vijaywada - 9394539815, Vizag - 9394071876.

Notebook

LENOVO Y-series Notebooks

Fully loaded with premium features - JBL speakers, Dolby headphone technology, One-Key Theatre to name a few

Lenovo, one of the world's leading PC companies renowned for its innovative products, has introduced an all new range of trendy, stylish, premium multimedia Notebooks. From being just an outstanding computing machine, the Lenovo IdeaPad Y460 (14") and Lenovo IdeaPad Y560 (15") Notebooks seamlessly transform into a sleek home theatre or an envious gaming device at just the touch of a button!

Encapsulated with robust functionality and superlative features, these Notebooks offer top of the line entertainment to satiate the burgeoning multimedia



consumption of the discerning young Indian consumer. These sleek Notebooks fascinate you with their artistic cover pattern, the


classic orange loop and an elite impression.

Powered by Intel Core i5-450m processor with excellent inbuilt

features – like the One key theater for super cinematic experience, awesome audio with JBL speakers and Dolby Headphone technology, Multi-touch touchpad for ease of use – to name a few, these Notebooks are ingrained with exceptional safety applications like Lenovo Veriface Face recognition technology and the One-Key rescue system, all this.

Starting at approximately Rs. 46235/-, these notebooks will be available at all leading Lenovo retail outlets and Multi brand digital lifestyle retail chains like Croma, eZone, these mainstream entertainment laptops are ideal for individual and family use, mirroring consumers' exciting lifestyle and promise abundant FUN!

Media Player



Beauty in Motion: O.L.E.D A-series Walkman from Sony

Slimmest Walkman from Sony with 7.2 mm thickness, offers Superb Picture & Audio Quality

Keeping a perfect blend of pioneering technology and inimitable design, Sony introduces A-series O.L.E.D (Organic L.E.D) Screen Super Slim Walkman. An entertainment powerhouse, the ultra-thin WALKMAN A840 boasts of a superb 2.8" (7.1cm) OLED screen, built-in Digital Noise Cancelling and S-Master Digital Amplifier technology. The Walkman Memory capacity ranges from 8GB up to 16GB

offering space to store up to 10,000 songs or 9 hours of video.

Whether it's an action scene, or a colorful summer, videos leap off the screen with startling clarity, thanks to the 2.8" O.L.E.D screen, rapid response time, wide color range and high-contrast ratio. The Walkman also features Digital Noise-cancelling quality with a highly sensitive built-in microphone in the headphones; ambient noise is analyzed and cancelled with a reverse sound wave.

The convenient Drag & Drop Transfer system enables you to easily transfer data to and from your Walkman. You can also now

plug your Walkman to TV and enjoy the crispness of full 720*480 high resolution playbacks, without pixelation. With up to 30 frames per second, even high speed scenes are presented smoothly. The 7.2 mm slim Walkman is not only effortlessly stylish but also equipped with superb battery stamina as well. The Walkman can play up to 31 hours audio and 9 hours for Video. The battery care mode prevents overcharging and extends your battery's number of charge cycles before depletion.

NEW

FOR 2010



with
Intel® TURBO BOOST
Technology

Boost.

Smart performance
with a speed boost.

Insist on Intel Inside.



Panache Small Form Factor PC w/ Intel® Core™ i5 Processor



4 Litres Only

270mm X 65mm X 220mm



Panache Black Current Extreme PC


Intel® Core™ i5-650 Processor, Intel® H55 Chipset, 2GB DDR3 RAM, 320GB Hard drive,
DVD Writer, 20" Wide Screen TFT, Keyboard, Optical Mouse, 1 Year Warranty



Digital Signage



POS



Thin Client



Gaming



CALL or EMAIL or CLICK



022 2500 7002



info@panache.co.in



www.panache.co.in

PANACHE is responsible for and has verified any statement or computer system product specific claims contained herein.

©2010. Intel Corporation. All rights reserved. Intel, the Intel logo, Intel Core, and Core Inside are trademarks of Intel Corporation in the U.S. and other countries.

*Other names and brands may be claimed as the property of others.

Online Security

Cameron diaz named most dangerous celebrity

Justin Timberlake's Ex Knocks Current Girlfriend Biel to #3 Spot; Fourth Annual Report by McAfee Reveals Searching for the Stars is Safer This Year

Cameron Diaz has replaced Jessica Biel as the most dangerous celebrity to search for on the Web, according to security company McAfee, Inc. For the fourth year in a row, McAfee researched popular culture's most famous people to reveal the riskiest celebrity athletes, musicians, politicians, comedians and Hollywood stars on the Web.

The McAfee Most Dangerous Celebrities study found movie stars and models top the "most dangerous" list this year while politicians like Barack Obama and Sarah Palin are among the safest.

Cybercriminals often use the names of popular celebrities to lure people to sites that are actually laden with malicious software. Anyone looking for the latest videos or pictures could end up with a malware-ridden computer instead of just trendy content.

Cameron Diaz Searches Yield



Ten Percent Chance of Landing on a Malicious Site

McAfee research found that searching for the latest Cameron Diaz pictures and downloads yields a ten percent chance of landing on a website that's tested positive for online threats, such as spyware, adware, spam, phishing, viruses and other malware.

The study uses SiteAdvisor site ratings, which indicates which sites are risky to search for celebrity names on the Web and calculate an overall risk percentage

Printer

Brother launches LED Printers and iPhone App

Brother International recently launched LED printers and LED MFCs (Multi Function Copiers) worldwide. A total of four color models (2 printers and 2 MFCs) based on LED technology are now available to channel partners in India, revealed Toshiyuki Takamure, Managing Director – India, Brother International. "It is a novel technology in printing domain which helps partners value sells across enterprises. Apart from lesser power consumption than laser printer, LED printers occupy less space, offer better speed and increase productivity," he said.

The printing major derives almost 30% revenues from MFCs across Asia Pacific region. The president of Brother International Mr. Watanabe said, "As Indian enterprises are fast adopting MFCs, the LED version would be



a huge cost saver." The available models include two LED printers, wireless (HL-3070CW) and networking (HL-3040CN) and MFCs which include MC-

9120CN and DCP-9010CN (without fax). Watanabe did not mention about the pricing as he said, "We want color printing to be affordable to Indian

organizations. Hence pricing is reasonable to justify the advantages of LED printers to organizations and offer good margins to channel partners." This reasonably priced printing technology will gain more acceptability across SMBs and mid market, felt Takamure. Professional quality documents prints at low cost would be useful for verticals like research companies and marketing departments of organizations, he added. However, the vendor is pursuing a vertical agnostic approach as MFCs are part of individual, remote offices of connected workgroups. A provider of inkjet printers, monochrome, laser printers and MFDs, the printing major has been focusing of Indian market since two years through robust product roadmap and streamlined channel strategy.

life
version
2.0
ENJOY
THE
FUTURE

Designed to keep you in a room for days.

Intex presents its state-of-the-art Desktop PCs and TFT monitors. These superbly designed machines, with advanced technology make working and viewing a real pleasure.



INTEX PLATINUM COMPUTER

Core i3-530, 2.93 GHz, H-55 chipset, 3 GB DDR-3
500 GB Sata, DVD writer, MM KB & Mouse *
Configuration available in Core 2 Duo and Dual Core.

Powered by:



3 Year
warranty



Crystal Stand
Design

TFT -LCD MONITOR : **IT -2011 (PREMIUM)**



LED - TFT MONITOR : **IT -1910 W**

INTEX
DEMAND MORE

29 BRANCHES • 31 INTEX SQUARE (EXCLUSIVE RETAIL STORE) • 500+ SERVICE TOUCH POINTS • TOLL FREE NO. 1800-103-8822

COMPUTER PERIPHERALS | COMPUTER MULTIMEDIA SPEAKERS | KEYBOARDS | MOUSE | UPS | DVD PLAYERS | DESKTOP PC | TFT-LCD MONITORS | MOBILE PHONES

AMHEDABAD: 9376736005, BANGALORE: 9980050147, BHUBNESHWAR: 9338826884, COCHIN: 9349610973, CHENNAI: 9944933720, DELHI: 9582947312, 9350765548, DEHRADUN: 9997046630, GURGAON: 9310992096, GHAZIABAD: 9312914049, INDORE: 9300124894, JAMMU: 9419227885, LUCKNOW: 9335914501, MUMBAI: 9324595881, PATNA: 9308214773, PUNE: 9890975766, PUNJAB & HIMACHAL PARDESH: 09357336332, 09357336334, RAJASTHAN: 9929441777, RAIPUR: 9303171222, 9300719333, RANCHI: 9334368810, SECUNDERABAD: 9391526555, SURAT: 9377060700, SILIGURI: 9434753083

Fash Drive

ADATA Releases C008 retractable USB Flash Drive

ADATA Technology, the worldwide leader in DRAM modules and flash memory products, launched the C008 retractable USB flash drive. The trendy design features a sliding USB connector, which smoothly extends from and retracts into the drive at the push of a thumb. The cap less mechanical design eliminates the hassle of lost drive caps. Furthermore, users can effectively make the USB connector ready for use with just one hand, for greater convenience when speed is necessary.

The newly introduced C008 embodies both functionality and aesthetics. On one hand, the USB connector is concealed in the compact body, fully protected without the need for a drive cap. The matte-textured body is scratchproof and dirt-repellent. On the other hand, the C008 comes in an elegant shape and in two color schemes, expressing its unique personality. The simple curves of this series give a feeling of fashionable comfort. Additionally, the C008 is conveniently designed with a

strap hole so that one can easily loop a string through and connect to a keychain or a mobile phone.

Users can also take full advantage of ADATA's free-download value-adding software, including UFDtoGO, OStoGO and Norton Internet Security 2010 (60-day trial), to enhance both mobility and security of their ADATA USB flash drives with just few easy mouse clicks. The C008 is backed by lifetime product warranty.



Smart Phone

Samsung Launches – Galaxy 3 & Galaxy 5 Smartphones in India

Leading mobile phone provider, Samsung Electronics has announced the launch of its "Affordable Smartphone" duo – Galaxy 3 and Galaxy 5 in the Indian market. The launch of these two smartphones closely follows the recent introduction of the company's iconic, next generation, 'Future Beyond Smart Phones', Samsung Wave and Galaxy S – in the Indian market. Both Samsung Galaxy 3 and Galaxy 5 are based on the Android platform and offer an intuitive, immersive and integrative experience for consumers.

Samsung Galaxy 3 and Galaxy 5 are highly user-centric and boast of features that provide an intuitive and immersive experience for consumers.

The Samsung Galaxy 3 is endowed with preinstalled ThinkFree Office Mobile which lets

the user create, view and edit word documents, spreadsheets and PowerPoint presentations. With the File Manager in ThinkFree Office feature, consumers can organize the documents with ease. The mobile is also compatible with all movie files with multi codec support and plays DivX, Xvid, MPEG4, Real and WMV movie files. Users can also enjoy music with a simplified music list and player.

With a 3.2" WQVGA 16M TFT hi-resolution screen, the Galaxy 3 has a youthful design has a 3MP auto focus camera and a wi-fi connectivity speed of upto 74mbps. The phone comes with a 1500 mAH battery and an internal memory of 130MB which is further expandable to 32GB. Users can also download applications from Samsung Apps store. The Samsung Galaxy 3 (I5801) is priced at Rs. 12, 300/-

Powered by the


Android platform, the smartphone experience in Samsung Galaxy 5 is further enhanced by the 2.8" QVGA TFT screen and a 2MP fixed focus camera. The handset offers excellent connectivity options through Bluetooth 2.1 to connect to other device and mobile peripherals helping easy file transfers and data downloads. The phone also has wifi connectivity, 3G HSDPA with speeds up to 7.2 mbps, 3.5 mm Ear jack, FM radio and A-GPS. The 90 MB internal of the phone memory is further upgradeable to 16GB. The Samsung Galaxy 5 (I5503) is priced at Rs. 10, 200/-



With product innovation being a key thrust area of the company, Samsung today also announced the launch of Samsung Guru Power with a Long Battery Life of 2,000mAh providing a whopping 22 hours Talk Time and 2 months standby time priced at Rs 3150/- and Samsung Champ, an affordable touch phone that builds in the feature functionality of a Music player priced at Rs 4500/-.



Your best defense against online threats



ESET NOD32 Antivirus 4

Proactive Antivirus and Antispyware protection

ESET Smart Security 4

Fast, Effective protection with Antivirus,
Antispyware, Personal firewall & Antispam

Key Features

- Proactive malware detection
- Time-tested performance
- High scanning speed
- Flexible deployment and management
- Professional technical support



ESET NOD32 Antivirus & ESET Smart Security Business edition comes with **ESET Remote Administrator 4** to control thousands of endpoints from a single console.

For more information contact:

ESS Software Distribution & Consulting (P) Ltd

Ph no: +91-22-66049999; +91-22-66049900

Email: sales@esetindia.com | www.esetindia.com



we protect your digital worlds

OUR STAR RATINGS

With every product we review, we tell it like it is and give it Computeractive's authoritative star rating.

Here's what those stars mean:

Excellent	★★★★★
Worth it	★★★★☆
OK by us	★★★☆☆
Poor	★★☆☆☆
Awful	★☆☆☆☆

OUR STAMP OF APPROVAL



The Buy It! stamp of approval is a sign that a product has exceeded our

high expectations in both

quality and value for money. If you see the Buy It! logo you know we were impressed with the product and we think you will be too. The Try It! Stamp is our equivalent award for software and services that are free of charge.

A list of products that we think are the best available in various categories can be found at the back of the Tried & Tested section

PRICES

The prices we print are the suggested retail prices set by the manufacturer. Products can often be found much cheaper on the internet or in shops.

TECHNICAL TERMS AND JARGON

While we try to keep our reviews free from technical language or jargon, it is sometimes unavoidable. See the Jargon Buster column for concise explanations of highlighted words.

HOW WE TEST

Computeractive's reviewers follow strict guidelines to ensure the opinions expressed in the magazine are fair, accurate and independent. Every product or service we review is thoroughly examined and tested by experts. The manufacturer has no involvement in our tests and is never told the result of a review prior to publication. Please note that our reviews grade products, not customer service.

We welcome feedback on our reviews – send us an email to ca@nextgenpublishing.net

PRINTER

Epson Stylus Office T1100

Affordable A3 Printer for SOHO's



Epson is a known brand for photo printers and high-end projectors. Epson is now seeking to increase its presence in the office printer segment. The T1100 is an A3 office printer targeting home and SOHO users. Unlike Epson's famous photo printers, it does not provide high quality photo prints, rather it excels in delivering a cost-effective printing solution.

The T1100 has a big footprint, but it is quite compact for a A3

printer. Build quality is good, the height of the printer can be reduced by replacing the rear paper tray with a common front end cassette.

On the connectivity front the printer features only a pictbridge option. While we can understand the omission of a card slot but the absence of an Ethernet port is surprising. To share access across a network, the printer needs to be connected to a print server.

The Stylus Office T1100 uses Epson's 73HN and 103 ink cartridges, making it extremely cost effective. In our test T1100 produced 16 ppm in draft monochrome mode and 8.5 ppm in colour draft mode. In normal quality mode it printed 13 ppm in monochrome and 4ppm in colour. While printing A3 sizes, it produced

6 ppm in monochrome and around 4 ppm in colour. The print quality remained good for documents while photos was average. There was noise present in photo output.

The biggest advantage of T1100 is its capability to scale documents directly to A4 size. Of course Microsoft Word can do the same but scaling directly without any user interference is great.

Overall Epson Stylus Office T1100 is a nice cost-effective A3 printer with good output, the only drawback is the missing Ethernet port.

WE SAY

Nice performance but we missed the ethernet port

OVERALL: ★★★★★

DETAILS

Contact: Epson India
Buy: www.epson.co.in

PHOTO PRINTER

Canon Selphy CP780

Low price, great looks

The increasing popularity of amateur photography has made portable photo printers a viable product line. Good looks, low running cost and a compact footprint has made these printers increasingly popular for home use. Canon and Epson have released a series of compact photo printers and Selphy CP780 is the latest from Canon.

CP780 weighs less than a

kilogram and is compact and good looking. The hard plastic shell is sturdy intended for daily use. On the front there is a minuscule LCD display. The power, menu, navigation, selection and print buttons are placed below. The multi card reader slot is also housed on the front. The pictbridge and power connectors are at the back.

The printer accepts two papers size-postcard and 4 x



6in. The paper holder can hold 54 sheets of paper. The printer prints four individual layers one by one, this method ensures all details of C, M, Y and K are reproduced accurately. Though it takes almost 56 seconds to print a picture. But the time factor can be ignored looking at the print quality this delivers.

All in all Canon Selphy CP780 is a good photo printer for home use and is modestly priced.

WE SAY

Relatively low cost per photo

OVERALL: ★★★★★

DETAILS

Contact: Canon India

Buy: NA

MEDIA PLAYER

Sony Walkman NWZ-W252

Good looking water resistant music player

MP3 players have been a style statement since a long time. Hence there are models available in a variety of shapes, sizes and colours. But stuffing all the hardware inside a water resistant headphone is a novel idea, and is the USP of this player.

The NWZ-W252 looks pretty, targeted towards the trendy youth. The dual colour with glossy and

matte finish is appealing. The whole player consists of two earphone units which are connected with a single piece of wire. All the controls are on the bezels of each unit. The player sits comfortably on the ears, and is breeze while wearing for long durations.

I took a brisk walk for 15 minutes, jogged for 30 minutes wearing the player, and did not feel uncomfortable. The previous/next wheel changes the track alphabetically till you use the shuffle mode. The zapping mode is very handy, especially for a screenless MP3 player. An interesting feature is the on/off feature. The player turns on

whenever you detach both ear units and turns off when the ear units are brought together. The content can be transferred easily by dragging and dropping. Though we failed to create a playlist.

The performance was quite good. The Bass remained crisp especially on the high's. I was compelled to play some bass led tracks multiple times. The mid's and low's have ample details without any noise or background hiss.

The headphone is water resistant. So no worries if you sweat too much while working out. To test this capability I tried it while having a shower, there were no hic-ups.

All in all, W252 is a decent



performer. The looks, performance and water resistant capability make it a strong contender for your money.

DETAILS

Contact: Sony India

Buy: www.sonyindia.com

WE SAY

Decent performance and great build

OVERALL: ★★★★★

STORAGE

Silicon Power 500GB

Rugged external Hard Drive

The 2.5in external hard drive A70 from Silicon Power is ideal for outdoor junkies. It is shock resistant, water proof (up to 1 m deep for 30 minutes), resistant to vibrations and dust proof.

It uses a USB 2.0 interface and is available in 250, 320, 500 and 640 GB capacities. A MS software widget is included, which offers many functionalities.

The A70 has an attractive

design with a beautiful metallic red cover with black outline. The drive is quite compact and weighs only 250 g. A small USB cable is housed on the right. This cable is admittedly short, but enough to use with a laptop and always at hand. A longer cable is bundled for added convenience. The mini-USB connector is protected by a rubber cap which is attached to the housing, this ensures that the cap won't get lost. The hard disc not only withstands falls, but you can also carry it in the rain or spill coffee on it! The cap also protects the connector from these dangers.

The model we tested had a gross capacity of 500 GB (465

GB in Windows Explorer) and uses the NTFS file system. The performance is quite good. We measured speeds of 32.74 MB / s read and 24.08 MB / s write for a 700 MB divx file. The drive also achieved good speeds for medium sized files (pictures, MP3s), though the write speed went down to about 15MB / s.


All in all A70 is a good buy, both in terms of safety and aesthetics. It offers good

performance and a software package which covers most needs.

DETAILS

Contact: Silicon Power

Buy: www.silicon-power.com



WE SAY

Decent speed, chic looks

OVERALL: ★★★★★

GAMING HEADSET

Razer Megalodon

Headphone for gamers

The Megalodon is a premium gaming headset. Most headsets have either real surround sound via up to eight elements, or use simulated surround sound. Megalodon uses the latter approach.

Megalodon connects to the computer using a USB interface, it automatically installs drivers and is ready in a short time. But a disadvantage of this solution is that

it might not work with gaming consoles and home theatre.

All the adjustments are through the control box. You can adjust various channels, including bass. You can also choose whether to run the set in stereo mode or 7.1. Simple microphone controls are also included.

The Megalodon sounds pretty good, if you are planning to use the headset for game play only than it is possible to use out of the box with factory settings. However, if you want to listen to music, you might want to tweak the settings.

The build quality of the set is good, the bells are clad in a plush leather-like substance, while the bar



you would want to get a dedicated audio grade headphones if you are a serious music buff.

is covered in soft foam and fabric. Fabric is preferable, if you plan to wear it for extended periods.

While testing we mainly used Megalodon for game play though we also used it to listen to music and while watching movies. The sound is defined and good, and if desired, you can pump the bass.

Although adequate for gaming,

The sound is a bit too heavy and lacks some definition.

Overall Razer Megalodon is a pricey gaming headset, there are better choices available for the musically inclined.

DETAILS

Contact: Razer India

Buy: store.razerzone.com

WE SAY

Must have for gamers

OVERALL: ★★★★★

imported
no.1 protector



When you ask for a scratchgard get the original
The only screen protector of real quality and performance

Scratchgard is the No.1 Product & available for entire models of:
Mobile, PDA, Camera, I-Phone, I-Pod, PSP, Laptop & LCD screens

scratchgardTM
screen protection



LUXURY CASES

Available in premium leather, snake skin, suede, high impact carbonate & ultra soft silicone



Custom Fit & Universal designs for all popular models

www.scratchgard.in

Available at quality retailers

SMARTPHONE

Samsung Wave

Bada handset takes on iPhone and Android devices

Samsung's Wave smartphone, announced at Mobile World Congress in February, is not going to have an easy entry to the market with Apple's iPhone 4 dominating the headlines. However, this sleek and stylish device, is certainly not to be dismissed.

The Samsung Wave is light and pleasant to hold, weighing in at 118g and measuring 108.9mm x 53.5mm x 10.9mm. It features a super AMOLED 3.3in screen, which Samsung boasts is a smartphone first, offering 16 million colours at 800x480 pixel resolution.

All this makes the device very attractive to look at. Web pages are crisp and clear, and images are very sharp. The handset has just three buttons on the front, making the screen the focal point, no doubt as Samsung wished. Using the touch screen is simple, and the screen is responsive without being overly so. It orients well in terms of scale in landscape and portrait modes, and responds instantly to the shift in dimension. Like all touch-screen devices the art of finger placement should be pretty well mastered after a little practice, but for some it will prove an irritation. This seems to be something the industry will need to address to push smartphone take-up beyond those willing to accept the slow input speed and inevitable

mis-keying.

The layout of applications on the screen is well put together, resembling that of most other smartphone screens, and can be easily customised. 'Pages' can be added to the start-up screen so that key widgets can be accessed directly from the home screen, rather than having to go to the applications menu.

The Wave is the first device in Samsung's portfolio to operate on its

interactive, which seems like a glaring oversight rather than an intentional build design, perhaps one for an over-the-air update.

Standard web viewing is smooth, and the Wave features pinch-to-zoom, tabbed browsing and copy and paste functions, much

like other major



smartphones on the market, and again orients pages well in landscape and portrait modes. Connectivity is good too. The device offers several connectivity technologies, from Edge to 3G to Wi-Fi, and each can be managed automatically. The Wi-Fi can be easily turned off to save the battery with a drop-down menu on the front screen. Speeds can be good on 3G but can drop off, while Edge connections are also slow, perhaps to be expected when loading fully formed web pages. The Wi-Fi is better and the phone often found numerous networks, suggesting a strong signal range.

The internet runs on Samsung's own Dolphin browser and it's a good build, offering a simple and straightforward interface for accessing bookmarks, recently visited pages, and browsing history, and certainly seemed faster than Apple's Safari on an iPhone. There

is an option to turn Flash on or off in the phone's internet settings, but an attempt to play a Flash video failed. We were prompted to install an update, but Adobe's web site told us it was not compatible with the device.

The apps load, run and close quickly thanks to the Wave's 1GHz ARM Cortex-8 CPU processor and Hummingbird CPU (S5PC110). Developers are able to use the built-in POWERVR SGX 3D graphics engine chipset.

Other key functions include a 5-megapixel camera and video camera, good sound quality for music and calls (particularly when made via a headset) and watching video. Oddly, the voice recording function is remarkably poor. It seems Samsung had assumed that quality was not necessary for quick voice notes, but it renders the function somewhat redundant when it's so unpleasant to listen to.

Battery life appears a little on the low side, often down to one bar after a normal day's browsing, texting, game playing and phone calls. Left idle, Samsung claims it will last for 450 hours and offers 180 minutes talk time. Rather strangely, the phone vibrates when low on battery, thus using up the valuable resource it is warning about.

The basic tools such as alarms, calendar, phone book, file management and similar are all well laid out and intuitive to use, all contributing to the phone's user-friendly interface.

WE SAY

Affordable, brilliant screen

OVERALL: ★★★★★

new Bada platform (which means 'ocean' in Korean), and its application store is a little on the bare side. Samsung hopes that the store will grow as it releases more Bada devices, and it will probably have to if it is to prove a viable alternative to Apple's App Store and Google's Android Market.

The phone comes preloaded with key applications, including a Google widget for quick access to maps, mail and search, as well as apps for BBC iPlayer, Twitter, Facebook and YouTube. The Twitter tool is a touch basic and does not make users' names

DETAILS

Contact: Samsung India

Buy: in.samsungmobile.com

Students & Teachers Offer

valid till 25th Sept, 2010



MacBook

the notebook for everyone.

Now with more speed, power & battery life.

Walk in or Call to avail the Discount...

For more details Email to conzieta.dias@rsg.co.in

*conditions apply



306, Atria Mall, Dr. Annie Besant Road, Worli, Mumbai 400 018 Tel: 67363501/2
F-58, Level 1, Inorbit Mall, Link Road, Malad (W), Mumbai 400 064 Tel: 42680900
21, Level 1, Mariplex Mall, Kalyani Nagar, Pune 411 014 Tel: 27034082/3
info@imaginestore.in | www.imaginestore.in

MEMORY

Strontium Mac memory

Update your mac

D DR3 memory is becoming more popular than DDR2 as it consumes less power, while delivering better performance.

Strontium has released a kit for macintosh machines, enabling easy up-gradation. This solves the problem of frequently replacing machines for better performance, without needing to replace the whole machine.

WE SAY

Fast, energy saver

OVERALL: ★★★★★

This pair of DDR3 DIMMs is rated at 1066MHz with precise timing even at relatively low voltages. The modules look neat and use Hynix IC chips to deliver high performance.

We conducted several benchmark tests on these memory modules to judge their performance. After each benchmarking procedure, we restarted the system to get accurate results. Most of the tests focussed on performance with couple of gaming sessions thrown in for good measure.

The modules passed all the tests with flying colours. We were impressed particularly by the



copying speeds achieved, we are sure these modules will outperform their competitors in any network based data transfer activity.

With a retail price of Rs. **** Strontium Mac memory comes in a pack of two 2GB modules. If you are willing to spend more you can

go for the 4GB pack.

With a lifetime warranty these memory modules will surely add a zing to your system.

DETAILS

Contact: Strontium India
Buy: www.strontium.biz

SMARTPHONE

Wyncomm Y50

Affordable QWERTY phone

Another day another phone. Wyncomm has introduced a low priced QWERTY phone, the Y50.

Unsurprisingly the device resembles a Blackberry (this seems to be a norm these days), though we admit that Y50 is one of the best looking sub Rs. 5000 QWERTY phones available. With rubber and metal moulded body, Y50 is looks quite good.

WE SAY

Good looking budget phone

OVERALL: ★★★★★

The first thing you'll notice, is it's keyboard. All the keys are spread across the lower front. The upper portion consists of a 2.4in TFT screen. Instead of a D-Pad, the Y50 features a trackball. A 2 megapixel camera and a 3.5mm audio out port complete the picture.

The interface focuses on the social media front, with all icons right on the desktop. As we mentioned earlier that the most noticeable part of Y50 is its keyboard. We tried an extended session of texting and browsing. The keys except the spacebar are soft and easy to type-on but surprisingly the del/backspace key is absent.

Also typing special character is a pain, as every time you turn on the special character mode you have to turn it off to continue typing.

Broadly we found nothing negative in Y50 for the price you pay. Calling and network reception is decent. Camera is decent and so is the audio capabilities.

The Y50 comes with a 1000mAh battery and supports



upto 16GB of memory via external micro SD card.

DETAILS

Contact: Wyncomm India
Buy: www.wynntelecom.com

TRIED & TESTED

NOTEBOOK

ASUS Eee PC 1201T

Premium netbook

ASUS Eee PC 1201T may be the harbinger of a new category. It's specifications are higher than a netbook (10 inch screen, Intel Atom processor, 1GB memory), approaching notebook territory.

The ASUS Eee PC 1201T follows the classic Seashell Eee PC inspired design. The netbook is made of black plastic featuring a glossy finish. The weight including the 6-cell battery is 1.46 kg, and it measures 296 x 208 x 33.3 mm closed.

The LED backlit LCD display mounted on this 12.1-inch is capable of a resolution of 1366x768 pixels and features the classic polished finish. Keypad is standard size with evenly spaced keys ensuring a comfortable typing experience. The touch pad is multi gesture, precise and responsive. We liked the the button that enables/disables the touchpad. It is handy while using an external mouse.

On the connectivity front, there are 3 USB 2.0 ports, one on the left and two on the right. Beside these, the power connector and a 15-pin VGA video output are on the left. While a

3.5mm audio jack for headphones and microphone, card reader for Secure Digital (SD) and MultiMedia Card (MMC), the Gigabit Ethernet LAN connector and the groove for Kensington Security Lock are on the right. 1201T has the AMD Athlon Neo MV-40 processor, ATI Mobility Radeon HD 3200 with 2GB DDR2 memory. MV-40 is based on a single core 64 bit architecture and is made with 65-nanometer production process, operating at a clock speed of 1.6GHz. The GPU operates at a speed of 500MHz with a shared 256MB memory.

The ASUS Eee PC 1201T turns in a decent performance thanks to ATI Mobility Radeon HD 3200 GPU. It easily plays HD video and also certain video games.

The battery lasted for more than 4 hours, when tested using MobileMark 2007.

In short, this is certainly an interesting product, if only for what it represents, a bridge between the world of netbooks and ultra-portables.



DETAILS

Contact: Asus India
Buy: in.asus.com

WE SAY

Nice display, average battery life

OVERALL: ★★★★★

MapmyIndia

INDIA'S BEST MAPS AND GPS NAVI-TAINMENT EXPERIENCE!



Vx240

4.3" TOUCH SCREEN DEVICE WITH INDIA'S BEST MAPS & NAVIGATION + MULTIMEDIA + BLUETOOTH + REVERSE CAMERA SUPPORT + PHOTO BROWSER + E-BOOK READER
Rs.16,490/-

Free!
Reverse Camera
worth Rs. 2500/-



Free!
National Motoring
Atlas worth Rs. 390/-

RoadPilot
3.5" TOUCH SCREEN DEVICE WITH INDIA'S BEST MAPS & NAVIGATION
Rs.7,990/-



India's best maps & voice guided GPS navigation experience



809 cities at street level, 3 million points of interest



First time in India!
House level map view* for Delhi NCR & Chandigarh



Search made easy through single line search and auto spelling corrections.



Voice guidance in English, Hindi and 7 other Indian regional languages



Traveling abroad?
International maps (select cities) available for your navigator

*Available for selected devices

*To be purchased separately

Options available for corporate gifting & bulk orders

CALL: 011-46009999
+91-99993 33223/4
SMS GPS to 56767

www.mapmyindia.com



GADGET

Genius EasyPen i405

Paint your digital world

Genius has several digital pen devices, but i405 impressed us in looks and build quality. The box contained a silver and orange coloured tablet, manuals, driver

WE SAY

Digital pen device for basic users

OVERALL: ★★★★★

disk stylus and battery. The tablet size is 4 ? 5.5in so it may feel miniscule to the professional artist.

The included software runs smoothly on Windows XP though we had a bit of a problem with Windows 7, 64 bit.

A clean install sorted this, it could have been due to conflict with existing drivers.

Leaving the problem s aside we set out to test the tablet extensively. It behaved and

responded well to the multitude of writing and drawing tasks that we threw at it. Our resident

illustrator also had a go, he had kind words to say about the performance, though he preferred to go back to his professional model.

I405 EasyPair Is a good buy for the lay user entering the world of tablet inputs. Its inexpensive and

responsive and fun to play with. Though the professional may want to stick with advanced versions.

DETAILS

Contact: Genius

Buy: www.genius.com



MOTHERBOARD


ECS Elitegroup A885GM-A2

Basic end motherboard for home pc's

ECs is a major manufacturer of components, mainly focussed on the OEM market. They also make stand alone components for the retail market. ECS A885GM-A2 is a new motherboard using AMD's new 880G chipset.

The ECS A885GM-A2 uses one of AMD's latest chipset-880G with an integrated graphic core ATI Radeon HD4250. The speed of the graphics core is 700 MHz with hybrid Crossfire support. It also has Unified Video Decoder (UVD) and HDMI 1.3.

ECS A885GM-A2 is comes with four slots for dual-channel DDR3 memory. The modules must sit in



pairs in the same coloured slots to get dual-channel speed. Beside the RAM socket, are ATX connector and a little further up on the right is the CPU fan connector. At the bottom of the board are 5 SATA connectors, four of them are angled away from the board and the last one points straight up

The board has one dual PCI Express 2.0 and two PCI Express 2.0 x1 slots. For I/O connection it has six USB 2.0 connections, Gigabit LAN and 8.1 Sound Card with a Realtek HD audio chip.

The BIOS has advanced Chipset Setup for changing the speed and hyper memory size. The integrated Power Management Setup allows for Advanced Configuration and Power Interface (ACPI) and Advanced Power Management (APM).

We ran the board through various

tests, we used 3DMark 03.05, 06 and PCMark 05 and Vantage editions. 3DMark is a program which tests the performance of the processor and graphics card. We also used Everest to measure the speed between the RAM and CPU. Besides these we also used couple of other software to measure overall performance and heat generated.

The ECS A885GM-A2 is a basic motherboard in terms of connectivity. There are no USB 3.0, no HDMI support via a DVI connector and no 1394. And you can not use DVI and VGA connectors simultaneously.

Overall the performance of ECS A885GM-A2 is good, considering its price to performance ratio.

DETAILS

Contact: ECS

Buy: www.ecs.com.tw

WE SAY

Good option for the price

OVERALL: ★★★★★

TOSHIBA

Leading Innovation >>>


Windows®. Life without Walls™.
Toshiba recommends Windows 7.

Stay charged all day long.

Introducing the new Netbook from Toshiba with 6-cell battery for up to 8.5 hours battery life* at under ₹ 20,000/-



New Gloss Black textured design



NB250 Netbook

- **Intel® Atom N455 Processor**
(1.66GHz, 512KB L2 Cache, 667 MHz FSB)
- **Genuine Windows® 7 Starter**
- **250GB SATA • 1GB DDR3 RAM**
- Onboard Graphics
- **LED Backlit Display**
- **Toshiba Media Controller**
- Price: ₹ 19,250/-

Introductory offer:

Get **free*** Backpack, Mouse and **Bluetooth Dongle** with every purchase of Toshiba NB250 Netbook.

For more information:

 **1800-200-8674 / 1800-11-8674**

 **www.toshiba-india.com/netbook**

QUALITY • TECHNOLOGY • DESIGN

© 2010 Toshiba India Pvt. Ltd. Microsoft and Windows are trademarks of Microsoft group of companies. All other products and names mentioned are the property of their respective owners. Availability and configurations may vary by location. Battery has a 1-year-carry-in Limited Warranty. While Toshiba has made every effort to ensure accuracy of the information provided here-in, product specifications, availability, configurations, warranty terms and prices, are all subject to change without prior notice. Toshiba will not be liable for any editorial, pictorial and typographical errors. *Based on MobileMark® 2007. *Offers valid till stock lasts.

SOFTWARE

Microsoft Office 2010

The latest version of Microsoft's productivity suite brings numerous enhancements, but is it enough to convince users to upgrade?

Office 2010 is the latest release of Microsoft's widely used application suite, and the first to ship following the debut of Windows 7. This version adds a number of enhancements in areas such as collaboration and features that boost productivity for specific tasks in applications such as Excel and Outlook.

This release also includes the first real browser-based versions of the chief Office applications, which Microsoft expects to be used in a complementary role for ad-hoc viewing or editing, but which must also be seen as a move to stem adoption of rival tools such as Google Docs.

Overall, however, Office 2010 seems like an evolutionary upgrade from the last release, Office 2007. The latter introduced major changes in the user interface and document file formats that were used in earlier versions.

In this version, there are slight changes to the file formats, with Word, Excel and PowerPoint saving new documents in the Transitional form of ISO 29500 (the ISO standard of the Office OpenXML specifications). However, the vast majority of users should experience no compatibility issues, according to Microsoft.

Office 2010 still supports PCs with Windows XP SP3, as well as Windows Vista and Windows 7. Any PC capable of running Office



2007 will meet the system requirements for Office 2010, Microsoft said.

An Office 2010 rollout is therefore likely to cause fewer difficulties compared with Office 2007, and we expect many large organisations, particularly those with Software Assurance licensing, to upgrade sooner or later.

The core Office applications - Word, Excel, PowerPoint, Outlook and OneNote - all now feature the ribbon user interface and Backstage View. The latter is where users go to save, print or share a document, and which also shows information related to the file.

Word seems little different than the version in Office 2007, but it does feature some enhancements such as OpenType typography support and visual text effects such as gradient fills.

Image editing tools now allow users to apply effects such as paint strokes to embedded pictures, and cut out the background behind an object. Cutting and pasting text is also improved in Word, with options on the right-click menu to preserve formatting or insert as

unformatted text, with an in-place preview of each option.

Excel 2010 is also very similar in appearance to its predecessor, but adds new analysis and visualisation tools. These include Slicer, which lets users pull out key information from pivot tables and pivot charts, and Sparklines,

which basically fits a graph inside a single worksheet cell to illustrate trends right next to the data they represent. For those with demanding analysis requirements, Microsoft has also made available a PowerPivot for Excel plug-in that links with SQL Server 2008 R2 and enables it to manipulate and visualise huge datasets.

Like Word, PowerPoint also has tools to edit images in place, but this also extends to embedded video clips. Users can apply image styles, rotate and clip video, as well as compress it. Controls for embedded videos let the user pause, rewind or fast forward in slide show mode, and adjust the volume level. The entire presentation can also be recorded, with a voiceover, and distributed to others as a WMV file. One notable new feature is the ability to broadcast a presentation to remote viewers. The presenter creates a URL in PowerPoint to send to the audience, which lets them view it using the PowerPoint Web App.

Outlook missed a complete ribbon makeover in Office 2007, but Outlook 2010 has the new look throughout. Other changes are designed to help users get on top of their ever-growing inboxes,

such as the Conversation view that pulls together all the messages on the same subject into a threaded view, making it easier to keep track of the conversation. Conversations irrelevant to the user can be marked to be ignored, which removes them and any future updates from the inbox.

Other features include Quick Steps, which lets users automate repetitive actions in a similar way to macros. Some ready-defined Quick Steps include an automatic delete of messages that have been replied to.

Collaborative working is another area addressed by Microsoft in this version of Office, with support for multiple authors to work on the same document simultaneously in Word, PowerPoint and OneNote, but not Excel. The Office Web Apps are also styled by Microsoft as a collaboration tool, and allow users to view and edit Word, Excel, PowerPoint and OneNote documents using a web browser. Users can also co-author an Excel chart or OneNote notebook with other Web App users.

The basic edition, Office Home and Student, consists of just four applications - Word, Excel, PowerPoint and OneNote - and is licensed for non-commercial use only. Office Home and Business is the baseline business edition, adding Outlook to the line-up, followed by Office Professional, which further adds the Access database and Publisher design tool.

WE SAY

The king of office suites

OVERALL: ★★★★★

DETAILS

Contact: Microsoft India

Buy: www.microsoft.com/en/in



At the heart of the image



D5000

Explore the 450° potential in photos and movie clips



Body MRP ₹31,950
VR Kit MRP ₹37,950

EXPRESS

Nikon's digital image processing concept



Corporate office & service centre: **Nikon India Pvt. Ltd.**, Plot No.17, Sector 32, Institutional area, Gurgaon-122002, Haryana, Ph. 0124 4688500, Fax 0124 4688527, Service Ph. 0124 4688514, Service ID: nindsupport@nikonco.net, Sales and support ID: nindsales@nikonco.net, Website: www.nikon.co.in, Branch offices & service centers: **Mumbai:** Satellite Silver, 6&7, Opp. Star Plus, Marol Naka, Andheri-Kurla Road, Andheri (E), Ph. 40925555, **Kolkata:** 8, Major Arterial Road, Shop No. 19-22, G.Fir, Tower-C, DLF IT Park, New Town, Rajarhat, Ph. 40218500/01, **Bangalore:** No. 9/3, 'Kaiser-E-Hind' Building, Ground Floor, Opp. Richmond Hotel, Richmond Road, Ph. 42450500, **Other Authorized Service Centers:** Delhi-26925999, **Kolkata:** 2226152/118, **Bangalore:** 41132935/36, **Chennai:** 42041424/25, **Hyderabad:** 66490248, **Kochi:** 4060260/4060265, **Pune:** 40034191/9960901429, **Ahmedabad:** 26579822, **Indore:** 2433974, **Chandigarh:** 5088847, **Patna:** 3250106/2232104, **Jaipur:** 2388618, **Guwahati:** 2528620/2458399, **Lucknow:** 3234990, **D-SLR ZONE:** Delhi: Dass Studios (CP)-23310751/9818162777, **Gurgaon:** Kumar Jee (DT City Centre)-9810257072/9810073841, **Noida:** Joshi Sons-9899500500, **Kanpur:** Anikta Foams-9415043998/2305741, **Agra:** Anil Radio House-2525714/9358099966, **Kolkata:** The Prism-22281094/22281357, **Guwahati:** Hi Fi-2667566/2667577, **Mumbai:** Ria Enterprises (Photo Guide)-22626531/9820055660, **Pune:** Digital Life-9823186589/40065676, **V.K. Sales:** 24459406, **Nagpur:** Altal H Vail-9422808744/2522841, **Ahmedabad:** Gujarat Photo Suppliers Pvt. Ltd.-26585511/26582233, **Bangalore:** Whizz (Dickenson Road)-9880730565, Whizz (Forum Mall)-9880219727, Whizz (Garuda Mall)-9880730562, **Hyderabad:** Byas Foto World (Himayat Nagar)-9849384850/23225457, Ilird I (Banjara Hills)-65509216/9849509216, **Chennai:** Shetaia Cameras-42069058/9884104218, **Coimbatore:** Savithri Photo House-9843012348/9442212348, **COOLPIX ZONE:** Delhi: Memories Color Foto Lab (Sarojini Nagar)-65684308/9811018389, Digi World (Rohini)-27941457/9716588657, Better Deals (Janakpur)-9999744991/25556013, Jagota Electronics (Model Town II)-27228538 / 27233414 / 9990443764, KBM (Vikas Marg)-6310048077 / 65, **Gurgaon:** Gizmos (MGF Metropolitan Mall)-4038100/300, **Kanpur:** Digital Zone-3073959, **Varanasi:** Shree Shyam Photo Store-2418656/3291413, **Dehradun:** Cinema Art-2715281/3292037/9837243388, **Roorkee:** Kantika Express Digital Solution-272979/9837074068, **Udaipur:** Videotronics-2418162, **Jaipur:** Sentosa-9314873753, **Allahabad:** Madhur Mehrotra & Co-9335138707/9839254911, **Lucknow:** Initiative Data Systems-4004460/9335463164, **Amritsar:** Capital Photo Service-2543422/9814051088, **Patiala:** Jeewan Kala Studio-9815919545/5002545, **Jalandhar:** Singh Brothers-9814658570/5020070, **Kota:** Digital World-998252277/2363377, **Mumbai:** Colo Photo Shop-61569180, **Dombivli:** Vision Enterprises-9819448824, **Thane:** Paragon Dept Store-25382317, **Pune:** FotoFast Express-9657573581/82, Mahavir Photo Emporium-9373284080/24476301, **Ahmedabad:** J. Kumar Marketing Ltd.-65235555/9825055555, **Bhopal:** Lotus Electronics-9893132341, **Bangalore:** G.K.Vale (Jayanagar)-41210150, G.K.Vale (Koramangala)-41216460, **Vishakhapatnam:** Goldie Digital Camera-3098660/9393119992, **Cochin:** Nandilath G Mart-9846348484, **Trichur:** Color House Tradings-9447760001, **Kolkata:** Harmony House-24627001, Technocity-9831748885, **Siliguri:** Spectrum Color Labs-9733002255, **Patna:** Roy & Choudhary-9386080279, **Gaya:** Chandra Digital-9939443999, **Bhubaneswar:** Spectra ET-9937722277, **Ranchi:** Baba Digital Lab-9334285219, **Shillong:** Highland Studio-9438100121

K&L Arms/09/10

SMARTPHONE

HTC Smart

A smartphone look and feel at a lower price

The HTC Smart is intended to be a less costly and less complex handset than other smartphones on the market, yet still offers the touch-screen user interface, internet and social media functions seen on such devices. In other words, it is an attempt to create a more mass-market smartphone, targeting users who would not otherwise consider buying one.

However, there are some downsides. The Smart has no Wi-Fi for speedier browsing, and no built-in GPS for navigation. It also feels less responsive than HTC's high-end devices, with the touch-screen in particular seeming to require a forceful swipe before it reacts. Unlike the iPhone or handsets based on Android, there is also no built-in application store facility from which users can download new applications.

The Smart's browser also gives a less satisfactory experience than on full smartphones, while the email client lacks support for Microsoft's ActiveSync protocol for connecting to Exchange mail servers.

These criticisms aside, the HTC Smart is actually a fairly decent phone, and one that should appeal to those who want a touch-based handset but not the complexity of the high-end smartphones.

Compared to HTC handsets

like the Desire, the Smart has fairly modest specifications, with a 300MHz processor and 256MB memory. It has quad-band GSM capability for voice calls, which means it should work in many countries worldwide, it supports 3G/HSPA standard for high-speed data up to 3.6Mbit/s.

At 108g, the Smart is lighter than almost any other smartphone, save perhaps for RIM's BlackBerry Pearl models. It features a 2.8in screen with 240 x 320 pixels, which is also smaller than most touch-screen devices, but this does not affect usability too much, as there are fewer icons and other on-screen furniture to show.

A slight retro touch is the presence of green and red 'call' and 'hang up' buttons for voice calls, common on conventional handsets but often replaced by on-screen controls in smartphones. Other controls include a menu button just underneath the screen, plus a large back button that, rather bizarrely, also provides access to a list of applications if pressed when the home screen is displayed.

A volume up/down control on the left of the case and a camera button on the right complete the external controls. A 3.5mm jack socket is on top of the case, while a mini USB connector for charging and connection to a computer is on the bottom.

The software powering the Smart is Qualcomm's Brew Mobile Platform, rather than a full-blown smartphone operating system such as Android or Windows Mobile. However, this is effectively hidden under HTC's own Sense user environment, giving it a similar look and feel to those devices.



For example, the home screen shows the familiar animated clock and local weather, plus a strip of icons for applications at the bottom. These can be customised via the menu button.

There are six other screens with dedicated applications, three on each side of the home screen, accessed by a left or right swipe gesture on the screen. The nearest two display text messages and a configurable list of favourite contacts. The others show HTC's Mail application, weather, photos, and HTC's Friend Stream social networking application.

The Smart's web browser application is supplied by Obigo, and does a reasonable job of showing web pages on such a small screen. There is no Flash support. While you can scroll up and down web pages using a fingertip, you cannot 'stretch' the

page to zoom out, as on Android phones and Apple's iPhone. Instead, a sliding zoom bar pops up when you touch the screen.

In use, the browser felt fairly responsive, but a continual bugbear we encountered was accidentally triggering a link when attempting to scroll the page. This is a common drawback to touch-screen phones, however. Throughout the Smart's user interface, the handset seems to require firm pressure before it reacts to a gesture on the touch screen, but this is not necessarily a bad thing once you get used to it.

While smartphones typically have an app store that lets users download extra applications, the Smart disappointingly has no such facility. In fact, it is not possible to install any applications other than Java on this handset.

We found the Smart's 3.0 megapixel camera to be a little disappointing, producing somewhat blurry images unless you can hold the handset rock steady when pressing the shutter button.

The Smart's 1100mAh battery provides a talk time of up to 450 minutes and up to 600 hours on standby, according to HTC. This is accessed by snapping off the entire back cover of the handset, where users will also find a slot for a micro SD flash card. The network SIM fits behind the battery itself.

WE SAY

Touchscreen glamour at a relatively low price

OVERALL: ★★★★★

DETAILS

Contact: HTC India
Buy: www.htc.com/in



www.comitexpo.com



4th International Trade Fair & Conference

India's Most Important and Largest Annual Exhibition showcasing International IT Products & Services

4th International Trade Fair & Conference

COM-IT 

 2 0 1 0

21 - 24 October 2010

MMRDA Exhibition Ground, BKC, Mumbai

- PCs & PC components
- PC Peripherals
- Laptop / Options
- Server / Options
- Security Solutions
- Software & IT Solutions
- Networking Products & Solutions
- Gadgets
- Home Automation Products & Services

Organisers



Exhibition Managers



Trade Association of Information Technology (TAIT)

304, Kilfire Industrial Estate, Opp. Fun Republic,
New Link Road, Andheri (W), Mumbai - 400 058
Tel.: +91-22-32950854 Email: tait@vsnl.com
Website: www.tait-mumbai.com

Winmark Services Pvt. Ltd. B-702, Dheeraj Heritage Residency,
Shastri Nagar, Linking Road Extn., Santacruz (W), Mumbai-400 054
Phone : +91-22-2660 5550 Fax : +91-22-2660 3992
Email : info@comitexpo.com

21 - 24 October 2010

MMRDA Exhibition Ground, BKC, Mumbai

For Space Booking
please contact

Anamika Pal
98212 04530
sales@comitexpo.com

Lubna Siddiqui
98208 35772
lubna@comitexpo.com

S. Alam Khan
99204 64424
info@comitexpo.com

Sanjay Mishra (Delhi)
098915 18466
delhi@comitexpo.com

IPAD

Apple iPad

We take a look at whether Apple's tablet has a place as a business device

Apple aims to kick-start the perennially faltering tablet PC market with the iPad and, while it has a number of faults, it undeniably provides a new take on what was once deemed an all-but-dead market.

The fit and finish of the iPad is pretty much exactly the same as the original iPhone. That device raised the bar by using materials such as 'sapphire' crystal to enhance its perceived quality, a material which is found on the iPad. What you get with the iPad is the same level of build quality that can be found on the latest Macbook Pro and, given the price tag Apple has attached to the iPad, that's a good thing.

It is perhaps the 'tightness' of the fit and finish, similar to that of a German car, that makes the device heavier than one imagines from first glance.

Without doubt the stand out feature of the iPad is its screen. The 9.7in LED backlit panel isn't the typical cheap and cheerful unit found on the vast majority of laptops, and Apple's decision to use an in-plane switching panel results in stunning colour rendition and a substantially increased viewing angle.

With a rather old fashioned 4:3 resolution of 1,024 x 768, the screen ends up having a density of 132 pixels per inch. The high number is especially noticeable when viewing text, allowing greater anti-aliasing and resulting in crisp, clear characters.

Underpinning the iPad experience is Apple's A4 system-on-chip. The chip is the firm's first, and does a very good job of making the iPad feel responsive. It has the snappiness which is vital to making the experience enjoyable. The operating system lacks multi-tasking support at present, but switching between applications is fast, rarely exhibiting any stuttering or perceptible lag.

The A4 chip also helps the device attain a fairly impressive battery life, although we were unable to replicate the 10-hour battery life claim in our Wi-Fi enabled test, but nevertheless surpassed seven hours pretty easily on all occasions. Given that our iPad didn't have 3G connectivity, we expect battery life figures to fall further as 3G radios are notorious for their power requirements. The hardware of the iPad may be impressive, but the validity of the device as a useful tool rests in the software available to its users.

The App Store for the iPad is different to that of the iPhone. While some applications exist for both devices, most on the iPad's App Store are available only for the tablet device. People used to being flooded with free applications will be shocked to find relatively few without a price tag, though as the store grows at a considerable pace, this may well

change. The device's larger screen makes it a boon for developers, and many apps, especially games, produce relatively expansive environments in your hands.

The iPad could be seen in a business environment as a device that allows users to ditch bulky smartphones and have a more capable data viewing platform. The device lacks a physical keyboard (one is available to purchase separately), but inputting short bursts of text is certainly possible.

Bundled productivity applications such as Calendar, Address Book and Notes adapt well to the increased screen size, and their appearance varies depending on the orientation of the device. Existing iPhone users will feel at home straight away, but it's a shame that Apple didn't make more of an effort to add new features to these applications.

Notes, for instance, doesn't allow freehand scribbles, instead insisting on virtual keyboard input only.

The iPad's large screen means that calendar and address book applications bring back memories of Filofaxes that came to symbolise business in the 1980s. It does make the device a genuinely useful schedule planner and, given that calendars can be synchronised with various online services, it offers a rather useful, if over-engineered, tool.

Reading or composing email on the iPad is far from revolutionary, but it is better and easier than on an iPhone or BlackBerry. With Microsoft Exchange support and even third party providers such as Google making special versions of its Gmail software available to iPad users, communicating using rich media rather than one-line replies is far more conducive on the iPad than on the majority of smartphones.

As a corporate tool the iPad is more worthy of serious consideration, certainly more so than as a consumer oriented unit. Applications from enterprise vendors such as Citrix, Wyse and Cisco mean that it can genuinely be used for real work. The iPad also provides the same clean, easy to use interface of the iPhone coupled to a nicely designed and well built device. It retains and builds on the useful features from the iPhone operating system. Also, the iPad may be the perfect tool for those who spend a lot of time away from their desks within a corporate environment.



WE SAY

A star is born

OVERALL: ★★★★★

DETAILS

Contact: Apple India
Buy: www.apple.com.in



COMPUTEX TAIPEI



Shaping the Future!



**MAY 31- JUNE 4
2011**

www.ComputexTaipei.com.tw

For further information, please find your nearest TAITRA office online :
<http://branch.taiwantrade.com.tw>

Organizers:



TAITRA



TCA

Venues:

TWTC Nangang Exhibition Hall

TWTC Exhibition Halls 1 & 3

Taipei International Convention Center

ISSUE 06 | VOLUME 06 | SEPTEMBER 2010 | ₹ 100

INDIA'S NUMBER 1 IMAGING MAGAZINE!

smart PHOTO GRAPHY

www.smartphotography.in

MASTERCRAFTSMAN
Praveen Bhat

LEARNINGS

- Basics of Photography – Table-top Products - Part2
- Quick Selection and Refine Edge Tools in Photoshop CS5
- Get Rid of Disturbing Halo On Silhouettes
- Using Close-up Lenses
- Binoculars

ACCESSORIES SPECIAL

REVIEWS

Panasonic Lumix DMC-FH22
AF-S Nikkor 24mm f/1.4G ED
Sigma 10-20mm f/3.5 EX DC HSM
Epson PictureMate PM 310



Now On Stands

Jargon Buster BUSTER

WORKSHOPS

In this Issue...

Find fascinating cultural materials online

Use the World Digital Library to find out more about countries around the globe **p44**

Organise news feeds with Google Reader

The web is always changing. Keep abreast by subscribing to news feeds using Google Reader **p48**

Download and use a free word processor

Discover how to download and try the next version of Windows without paying a penny **p52**

Prevent other users hogging shared drives

Discover how to allocate drive space fairly on a shared computer **p56**

Hints and tips **p58** Macintosh Hints and tips **p59**



PULL OUT & KEEP

➤ **32-bit** Most home computers are 32-bit, but are being superseded by 64-bit PCs.

➤ **Avatar** A graphic or icon used to represent a person in an online chat room or game.

➤ **Bookmark** A way of storing favourite websites in the Firefox web browser.

➤ **Default** A standard software or hardware setting. You can change the defaults to fit your own preference.

➤ **Dialogue box** A window that pops up to display or request information.

➤ **Driver** A program that allows Windows to communicate with a peripheral device.

➤ **DVD-Rom** A DVD disc that can be read by all DVD drives but cannot be recorded to.

➤ **Fat 32** A hard disk formatting system used by Windows 98 and ME.

➤ **ISO** A file that contains all the data found on a CD or DVD.

➤ **ISP (Internet Service Provider)** A company that provides you with an internet connection for a fee.

➤ **Link (or hyperlink)** An object on a web page that takes you to another web page.

➤ **NTFS** A file system used by Windows NT, XP and Vista.

➤ **Operating system** The way the hardware and software in a computer work together.

➤ **Product key** A unique serial number. The product key must be typed in by the user before an application will launch for the first time.

➤ **Spam** Junk email sent to large groups of people offering such things as money-spinning ideas.

➤ **Thumbnail** A small image used to give a quick preview of a larger image.

➤ **Upload** Transferring data to another PC on the internet.

➤ **Virus** A malicious computer program designed to cause at best annoyance and at worst damage to computer data. Viruses usually spread from computer to computer by email.

➤ **Webmail** An email account that is accessed via a website.

➤ **Windows desktop** The background area on screen.

➤ **Wizard** A step-by-step process that helps you choose settings.



WHAT THE WORKSHOP LEVELS MEANS...

1 2 3

Suitable for the most anxious novice, **Level 1** deals with simple tasks that every computer user can try.

1 2 3

More involved, but simple enough for all to complete, **Level 2** may introduce you to new features in applications.

1 2 3

LEVEL 3 will bolster your existing knowledge and help you to see how much your computer can do. Clear but demanding.

WORKSHOP LEVEL 1 2 3

EXPLORE HISTORY ONLINE

Find fascinating cultural materials online

Use the World Digital Library to find out more about countries around the globe

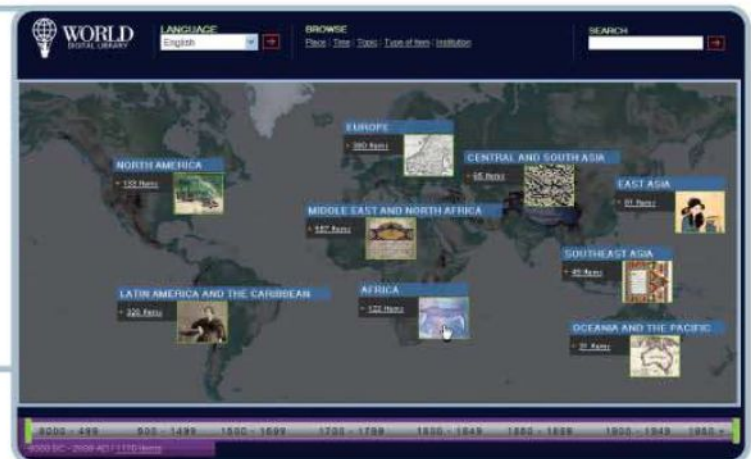


The World Digital Library (WDL) is a remarkable collection of important and culturally significant material from almost every UNESCO member country, starting at 8000 BC and finishing in the present day. Inside, you will find maps, films, books, prints, photos, drawings, audio recordings, a treasure trove of manuscripts and all manner of what are called ‘primary

materials’ – historical items and artefacts that can be studied, watched, listened to and downloaded for free. The commentaries are available in seven languages but the material itself remains untranslated so it is possible to study the original sources. As this Workshop demonstrates, the WDL is a fascinating resource that is worth visiting, which will add more content as the months go by.

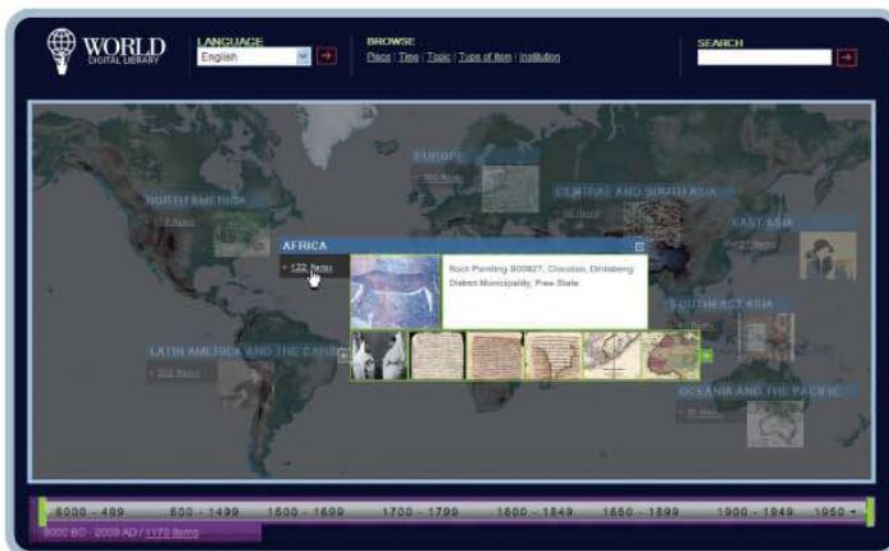
Step 1

LAUNCH A WEB BROWSER such as Internet Explorer and then click once in the Address or Location bar line to highlight what is there and replace it with www.wdl.org. Press Return. After a moment or two the World Digital Library website will appear. Notice there is a timeline running along the bottom of the map that can be clicked and dragged with the mouse pointer to filter out events before or after the chosen period; there are also a selection of Browse links running along the top. For now, click on one of the images on the map. ▼



Step 2

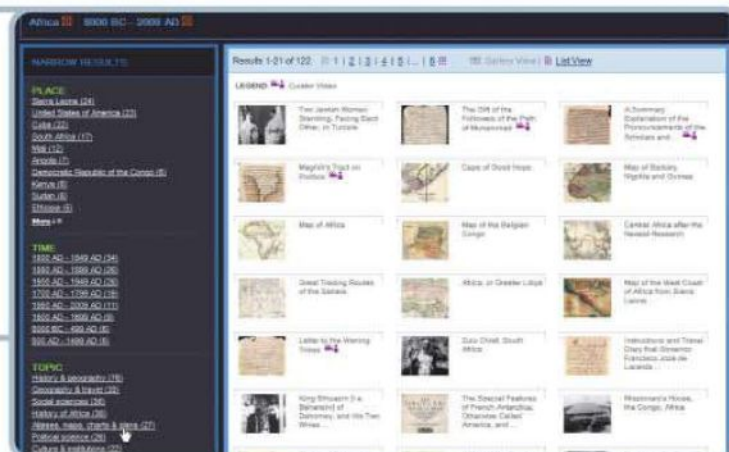
AFTER A SECOND, A panel appears which shows the selected thumbnail together with a brief description and then underneath, a ‘film strip’ of associated items, all of which will open when clicked. At each end of the strip are left and right arrows that allow visitors to scroll through the thumbnails quickly and easily. While we can open any of the items individually, we want to have a look at all the library entries for Africa so we’re going to carry on by clicking on the number of items link and see where that takes us. ▼



EXPLORE HISTORY ONLINE

Step 3

THIS DISPLAYS EVERYTHING THE library currently holds about Africa starting from 8000 BC and continuing to the present day. It's possible to explore content in various ways, either by clicking the thumbnails in the main window, using the numbers at the top to move to another page or by filtering what is displayed by selecting one of the categories in the panel on the left-hand side – by place, time, topic, item type or institution where the information is physically stored. Let's click on 'Atlases, maps, charts & plans' to continue. ▼



Step 4

FIND AN INTERESTING-LOOKING MAP and click on it once (we're choosing Africa). This opens a page with a larger version of the map along with some descriptive text, links to associated content, thumbnails showing similar items and so on. The one we've chosen was created in 1820 by an eminent French cartographer called Adrien Hubert Brué and you can find out more about him by clicking his name. You can also share the map with others using the SHARE button, or look at the map close up by clicking the Open link. ▼

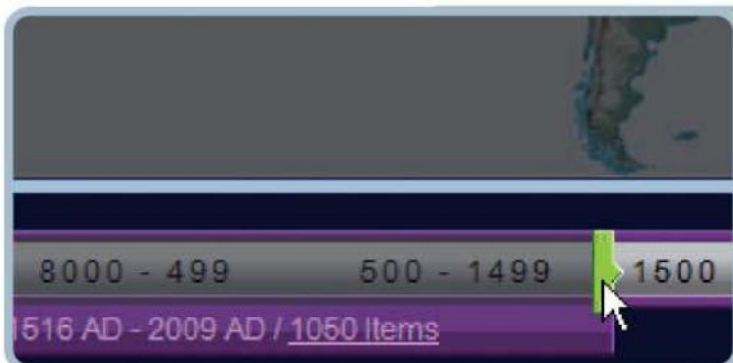
Step 5

THIS OPENS THE MAP in a larger window so we can see it in more detail, while using the four controls at the bottom right-hand corner lets us zoom in even more. Start by clicking the button on the extreme right (If there is no button just hover the mouse pointer over the map and it will appear). With the map full screen, use the '+' and '-' keys to zoom in and out and the pointer to click and drag the map around the screen. Here we have zoomed right in to look at Magadoxo, the old name for Mogadishu in Somalia. ▼



Step 6

ZOOM ALL THE WAY out of the map again using the controls at the bottom right and then use the browser's Back button to get to the screen we showed in Step 4 and click the World Digital Library logo at the top left to return to the main map page. Next, try dragging the left-hand slider on the timeline towards the middle and stop somewhere around the 1500s. Notice that when you release the pointer, the number of available items flagged on the world map changes to reflect the new start and end points in the timeline. ▼

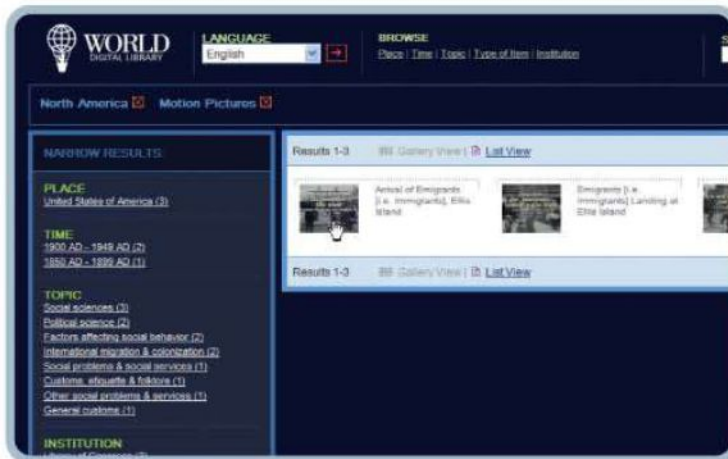
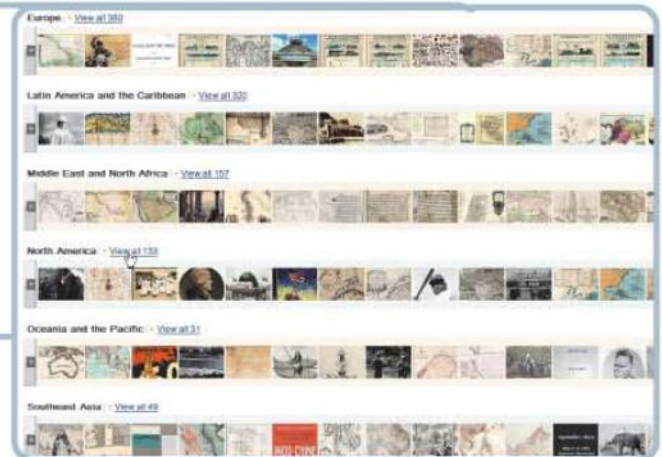


WORKSHOP

EXPLORE HISTORY ONLINE

Step 7

NOW LET'S LOOK AT another way to find information: the Browse links along the top. Click the Place link to display a page that shows thumbnails of all the items in the library, organised by country. To see the information another way, click the List All Countries link at the top and it will appear broken down by country instead. Next, click the browser's Back button and scroll down the list until you come to North America and then click the link there to open the main US page. ▼



Step 8

NOW LET'S USE ANOTHER of the filters on the left-hand side. Scroll down to Type of Item – notice that like the other filters, each entry here has a number next to it that indicates how many related resources are currently stored in the library. Choose Motion Pictures. Because it's still early days in the life of the World Digital Library there are only a handful of US-related videos, but they are worth watching. Click one of the clips to open it in a new window. ▼

Step 9

THE NEXT SCREEN IS similar to the one seen in Step 4 with the same kind of links, similar items and descriptive text. It also has a built-in media player so we can watch the video clip on the page by clicking the Play button and then stop it by clicking Pause. The speaker button switches the sound on and off and it's also possible to share this video with others using the SHARE button. Alternatively, right-click the MPEG link underneath and choose Save Target As to copy the video to your PC. ▼



Step 10

USE THE BROWSER'S BACK button to return to the main North America page and this time, scroll down to Type of Item and choose Books. Again, these are laid out as thumbnails so it is easy to explore them, but notice too the 'curator video' icon next to the one representing Jefferson's A Summary View Of The Rights Of British America – this means that there is a video, presented by one of the library's experts that accompanies this particular item. Just click the thumbnail to open the item and check out the learned commentary. ▼

EXPLORE HISTORY ONLINE

Step 11

FINISHED WITH THE VIDEO? Click the browser's Back button again to return to the previous page and this time, scroll down and click on the thumbnail for the letter from Christopher Columbus. We are already familiar with the next screen, so just click on the Open link underneath the picture to have a closer look. Because this document has more than one page, World Digital Library displays the thumbnail strip we saw in Step 2 so we can navigate through the pages. There is also a link above the thumbnails which allows us to download the entire document as a PDF. ▼



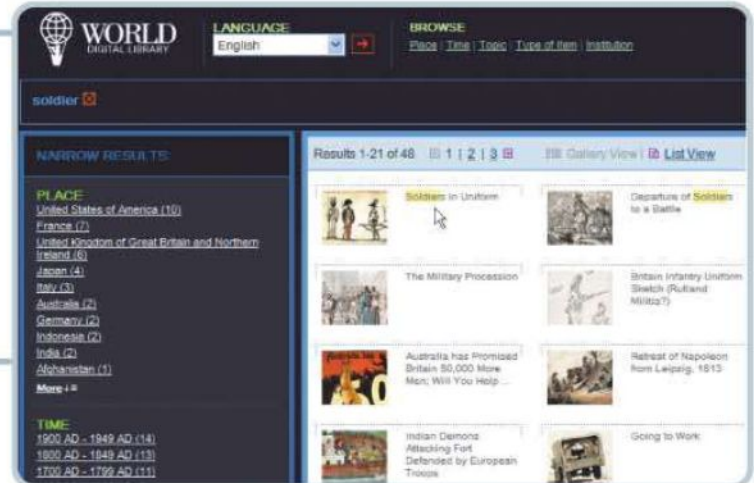
Step 12

AS YOU WOULD HOPE (but perhaps not actually expect) World Digital Library is properly internationalised and already available in the seven official languages of the United Nations – Arabic, Chinese, English, French, Russian, Spanish and Portuguese. Just navigate back to the home page and then open the dropdown list under Language and choose which one to display. Then click the red arrow next to the list to make the change. Here is the Russian version – just flip back to English when you are done. ▼



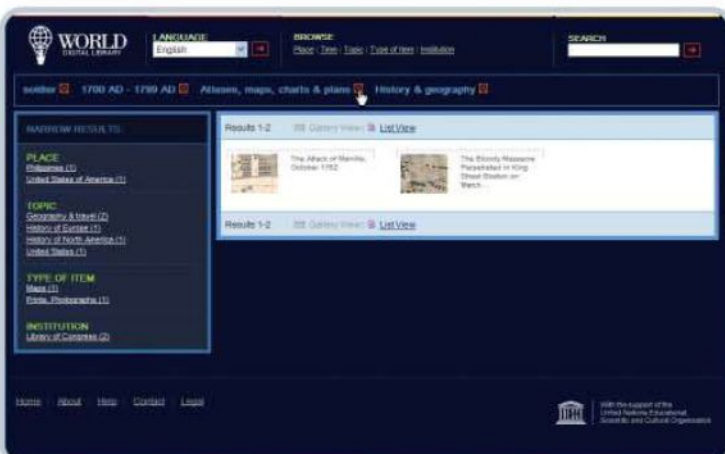
Step 13

AS WELL AS BROWSING the library of information, you can search for something more specific. For example, typing 'soldier' into the Search box and clicking the red arrow key brings back 48 different results – notice that our search word is highlighted in yellow. To narrow those down, use any of the filters on the left-hand side of the main window – perhaps refining it by date or place, or choosing a topic like Military science or History of Europe. ▼



Step 14

IN THIS EXAMPLE WE have been trying to track down some information about the Attack of Manila in 1762. Notice that as we've refined our search by choosing first a time period, then an item type (atlases, maps and charts) and then a topic (History and geography) World Digital Library arranges them along the top in a Vista-style breadcrumb trail. If the search has been refined too much, it is easy to remove any of these filters by clicking the red 'x' next to them. ●



MANAGE NEWS FEEDS

Organise news feeds with Google Reader



The web is always changing. Keep abreast by subscribing to news feeds using Google Reader

We doubt anyone needs telling what a lively place the internet is these days – but how best to stay on top of all the mass of constantly changing information? Many people swear by a technology called RSS. It stands for Really Simple Syndication but it boils down to the ability to subscribe to a website's news feed so you can be told when there's new information or pages to be viewed (rather than

having to constantly check yourself). Computeractive, for example, offers a number of RSS feeds that will alert you when news stories, product reviews or new downloads are posted to our site.

One of the most popular ways to subscribe to, and manage, RSS feeds is Google Reader. In this Workshop, we'll show you how to sign up and get started.

Step 1

BEFORE YOU CAN USE Google Reader you'll need a Google account. If you've already registered for any other Google service, such as Google Mail (Gmail), then your existing username and password will work. Either way, begin by launching a web browser and then typing www.google.com/reader into the Address of Location bar at the top. Press Enter. If you have a Google account already then, when the Google Reader home page appears, type in your username and password into the relevant two boxes, click Sign and rejoin us at Step 4. Otherwise click the blue Create an account button. ▼



Step 2

YOU WILL NEED TO provide Google with an existing email address – this is for account-verification purposes. Type in an email address, choose a password (and re-enter it) then fill out the rest of the short registration form. If you have trouble reading the word-verification image (which is designed to prevent spammers abusing Google's services) then click the little wheelchair icon to have a code read aloud instead. When finished, click the 'I accept. Create my account.' button at the bottom. ▼

Your Google Account gives you access to Google Reader and other Google services. If you already have a Google Account, you can [sign in here](#).

Required information for Google account

Your current email address:

Choose a password: Password strength: Fair

Re-enter password:

☐ Remember me on this computer

Creating a Google Account will enable Web History. Web History is a feature that will provide you with a more personalized experience on Google that includes more relevant search results and recommendations. [Learn More](#)

☒ Enable Web History

Get started with Google Reader

Location:

Word Verification: Type the characters you see in the picture below.

Terms of Service: Please check the Google Account information you've entered above (feel free to change anything you like), and review the Terms of Service below.

[Google Terms of Service](#)

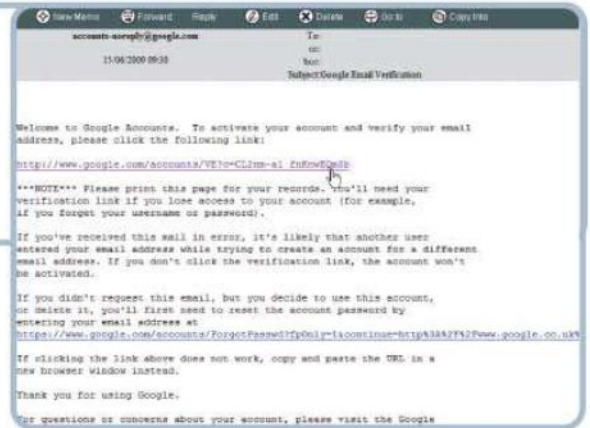
Welcome to Google!

1. Your relationship with Google

MANAGE NEWS FEEDS

Step 3

A VERIFICATION EMAIL WILL be sent to the address provided: click the link in that email to activate your Google account, then return to the web browser and click the 'Click here to continue' link. You'll now be deposited at the Google accounts home page. Any services that you've previously signed up for will be listed under the 'My products' heading. ▼



Step 4

IF YOU ARE REJOINING us from Step 1, then click the Reader link under the 'Try something new' heading and then, if prompted, sign in using your existing Google username and password. Otherwise, just click the Reader link under the 'My products' heading and you'll be transferred to Google Reader's 'Getting started' home page. Take a few moments just to study the interface. On the left-hand side of the screen is the navigation pane, which we'll use later. Directly below this is the Subscriptions list, currently empty as we've yet to subscribe to any RSS feeds. Along the top are links to other Google services, as well as to the account settings section. The main body of the page is where RSS feed items will appear for reading. ▼



Step 5

THOUGH WE'VE YET TO subscribe to any RSS feeds, the feed-reading area does have information in it – this is Google's own 'Getting started' and we would recommend having a read. Scroll down the page for a video tutorial and scroll right to the bottom to subscribe to Google's bundle of recommended RSS feeds (click the 'Try the Staff Picks bundle' button) or to search for news feeds matching a particular topic, word or phrase. Here we searched for 'BBC' and Google Reader has found a bunch of matching RSS feeds, which the BBC News (World Edition) website being right at the top. To subscribe to this edition, click the Subscribe button. ▼



Step 6

THE SUBSCRIBE BUTTON WILL change to read 'Subscribed' with a little yellow tick. The BBC News RSS feed will appear as a link in the subscriptions list, under the Subscriptions panel in the left-hand navigation pane. Click this link and immediately all the latest stories from the BBC News website will appear in the reading pane on the right-hand side. In the case of the BBC, only summaries of stories are displayed so, if a headline captures your attention, click it to be taken to the full story on the BBC News website. Some RSS feeds provide the full content, so no additional clicking will be required – but that's all down to the publisher of the feed. Once you click a link in the reading pane it is marked as 'read' and its bright-blue colour is demoted to pale blue as a visual aid. ▼



MANAGE NEWS FEEDS

Step 7

FROM NOW ON, EVERY TIME the BBC News website publishes a story to its front page the RSS summary will appear in your Google Reader reading pane within minutes. Let's add some more feeds.

There are several ways to do this. We've already used Google Reader's built-in search function and, if you want to use it again, click the 'Add a subscription' button at the top left of the screen. Alternatively, visit a favourite website and look for the RSS feeds. We'll do this with the Computeractive website. Launch a new browser window or tab and type www.computeractive.co.uk into the Address or Location bar. ▼



Step 8

NOW, IT'S IMPORTANT TO understand that not all websites publish RSS feeds but many do. How can you find out? Well, you need to explore the website in question for a link to RSS feeds. As often as not, this means clicking on this little orange RSS icon that – you'll find it at the top right on the Computeractive website. What happens next will depend on the particular website/publisher but the Computeractive RSS feeds offer a typical experience. So, click the RSS icon on our website now. ▼



Step 9

AS MENTIONED IN THE introduction, we offer several different RSS feeds to cater for different requirements. If you're interested in our video reviews and guides, for instance, click the Videos link. You can subscribe to as many, or as few, feeds as you like. Let's subscribe to the video feed by clicking the Videos link. ▼

Get the latest updates from Computeractive automatically



Computeractive publishes new downloads, reviews, news stories, step-by-step guides and answers to PC problems every day.

To make sure you don't miss out, subscribe to our free RSS service. RSS feeds alert your browser whenever a news article in a given category is added to our website. You can manage them much like bookmarks in your browser.

Select the feeds you'd like updates for from the list below and your browser will then add them to its feeds list.

Internet Explorer calls them Feeds, and you'll find them under the favourites menu. Firefox calls them Live Bookmarks.

Find out how to [add, delete and manage RSS feeds](#) in our free feature.

Choose your updates

- | | |
|---|--|
| <input type="checkbox"/> General content | A complete set of feeds from the whole site |
| <input type="checkbox"/> News | The latest home computing and technology stories |
| <input type="checkbox"/> Downloads | Our pick of the best freeware and shareware |
| <input type="checkbox"/> Hardware | Product reviews from our expert team |

The most recent Video from Computeractive

You are viewing a feed that contains frequently updated content. When you subscribe to a feed, it is added to the Common Feed List. Updated information from the feed is automatically downloaded to your computer and can be viewed in Internet Explorer and other programs. Learn more about feeds.

- [Add this feed to iGoogle](#)
- [Subscribe to this feed in Google Reader](#)
- [Subscribe to this feed](#)

Fit a hard disk in an external box

12 June 2009, 18:26:00

Computeractive Friday 12 June 2009 at 17:26:00

Make use of an old disk, or add extra storage without opening a PC case

There are several reasons why you may want to fit a hard disk in an external box like this one here...



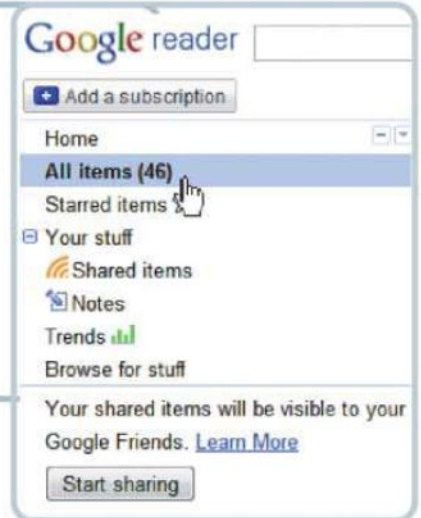
Step 10

THE PAGE CHANGES DISPLAY the RSS feed web page, which offers a number of subscription options in the yellow area at the top. The most recent feed items are displayed below – scroll down the page to see the kind of content offered by this feed. If it looks like your kind of thing, then scroll back to the top and click the 'Subscribe to this feed in Google Reader' link. There are other subscription options but they're not our focus here. However, if you're using a different RSS reader, like the one built in to Internet Explorer 8, you could click the 'Subscribe to this feed' link instead. ▼

MANAGE NEWS FEEDS

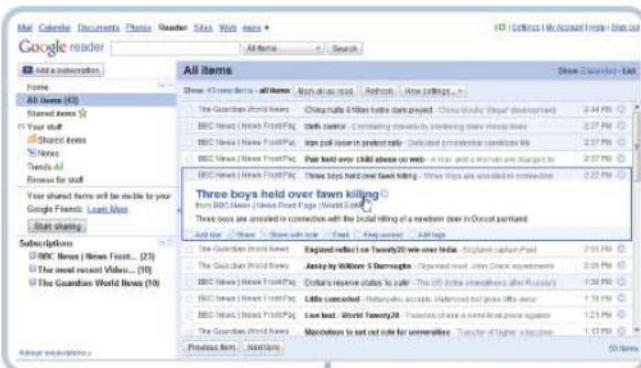
Step 11

WITH OUR WEBSITE, THE moment you click this 'Subscribe...' link you'll be returned to Google Reader with the feed highlighted in the Subscriptions list on the left-hand side. Now might be a good time to visit a few other favourite websites to add their RSS feeds. As you add more subscriptions, thoughts will inevitably turn to managing the incoming information. As we've already seen, clicking on a heading in the Subscriptions list will show the latest updates from a particular feed. However, it can be more efficient to view a list of all new items, from all your subscriptions. To do this, click the All items link in the left-hand navigation pane. Then, to maximise the listed stories, click the List link at the top right (this reduces all entries in the reading pane to just their headlines). ▼



Step 12

WITH THESE TWO CLICKS, it should be clear just how useful RSS feeds can be. Rather than having to visit numerous websites to see if there's anything new or interesting to read, we have all the latest stories and updates in one list, in one place. As new items are published by the various owners of the RSS feeds, so the headline will appear in our Google Reader reading pane. When reading in List view, as we currently are, just click any headline in the reading pane to read the summary or full story (remember, it's up to the publisher how much information they publish in their feeds). To transfer to the original story, just click the blue headline. The Previous and Next buttons at the bottom allow you flit through stories in order. ▼



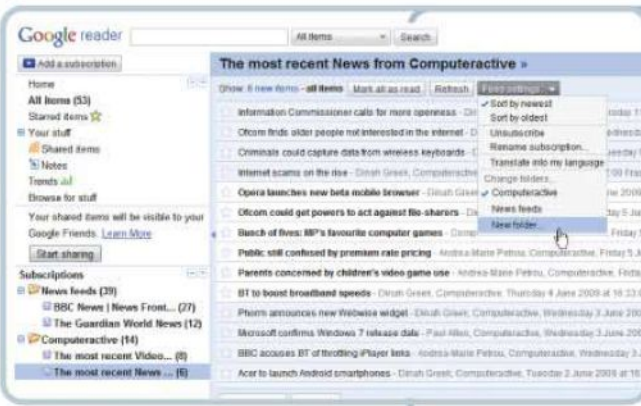
Step 13

THAT'S ALL THE BASICS covered but there's a lot more can be achieved with Google Reader. For example, each entry in the reading pane has a small star icon next to it. If you spot a story or headline of interest but don't have time to read it immediately, click this icon to place a yellow star next to it. Later, if you click the Starred items link in the left-hand navigation pane, the reading pane will show only those items you have starred. ▼



Step 14

FINALLY, BE SURE TO explore the Settings link (at the top right). Here you'll find ways to customise Google Reader, including the ability to rename or remove existing subscriptions (from the Subscriptions link) and also the ability to manage any tags you may have applied to items, which Google Reader will then treat as folders. Google's use of these terms is actually a bit confusing so the best way to understand how they work is to apply some tags. If you click an entry in the Subscriptions list and then click the Feed settings button in the reading pane, you can assign an entire RSS feed to a 'folder' (just choose New folder and type a name). You might then, for instance, tag an individual item (use the Add tag link at the bottom of an item) with the same folder name, and they too will appear in said folder. ●



WORKSHOP LEVEL 1 2 3

FREE WORD PROCESSOR

Download and use a free word processor

Discover an alternative to Microsoft Word that's just as powerful but costs nothing



Don't get us wrong, we love Microsoft Word and can see why it dominates the world of word processors but the versions most people like and use (all of them up to and including Office 2003) were unceremoniously dumped by Microsoft when it introduced Office 2007. Like Windows Vista, which was Microsoft's other big idea for 2007, the revamp of Word was fussy and unfamiliar and didn't run all that well on older computers, all of which had users

flocking back in droves to their tried and trusted older versions of Word.

But what if you buy a new computer and don't have an older version of Word to fall back on, or don't want to spend any money? One good, free alternative is Abiword, which looks like older versions of Word and can load and save Word files. Here's our guide for absolute beginners.

Step 1

TO DOWNLOAD ABIWORD, START Internet Explorer or whatever is your favourite web browser. In the Address or Location panel near the top of the screen, type www.abisource.com/download and then press the Enter key. When the web page is displayed, click on the words Microsoft Windows in the pale blue rectangle. A dialogue box then asks whether you wish to run or save the file. Click Save, and on the left-hand side of the Save As dialogue box, click Desktop as the destination for the downloaded file. Click Save to start the download. ▼



Open File - Security Warning

The publisher could not be verified. Are you sure you want to run this software?



Name: abiword-setup-2.6.6.exe
Publisher: **Unknown Publisher**
Type: Application
From: C:\Documents and Settings\Paul\Desktop

Run

Cancel

☒ Always ask before opening this file



This file does not have a valid digital signature that verifies its publisher. You should only run software from publishers you trust.
[How can I decide what software to run?](#)

Step 2

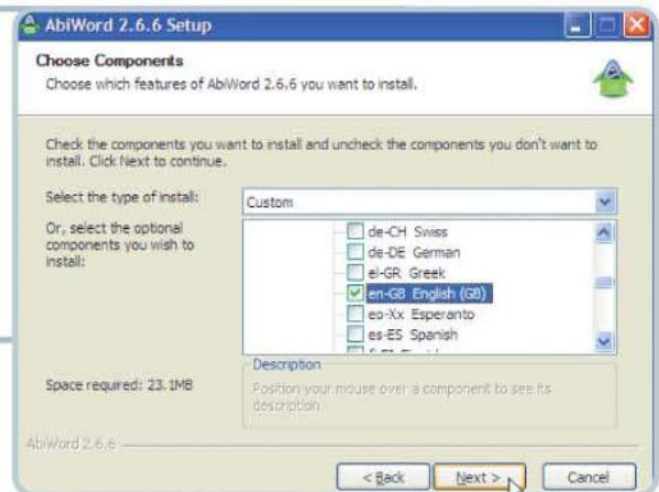
USING A BROADBAND INTERNET

connection, the download should take no more than a couple of minutes, after which the Close button can be clicked to dismiss the Download dialogue box. Close the web browser by clicking the X in its top right-hand corner and then locate the downloaded file on the Windows Desktop. It will be called something like 'Abiword-setup-2.6.6.exe', but don't worry if the full name is not visible. To install Abiword into Windows, double-click the downloaded file. If you receive an Open File Security Warning, click Run to ignore it – it's quite safe. ▼

FREE WORD PROCESSOR

Step 3

WHEN ASKED TO SELECT a language, click OK for English, and then click Next to begin the Abiword Setup wizard. On the first screen, click Next, and on the second screen scroll through the list of optional components to locate the English dictionary, which is called 'en-GB English'. To scroll downwards, click on the chevron at the bottom of the scroll bar, and to scroll the other way if you overshoot, use the chevron at the top of the scroll bar. Click to place a tick in the box next to en-GB English and then click the Next button at the bottom of the dialogue box. ▼

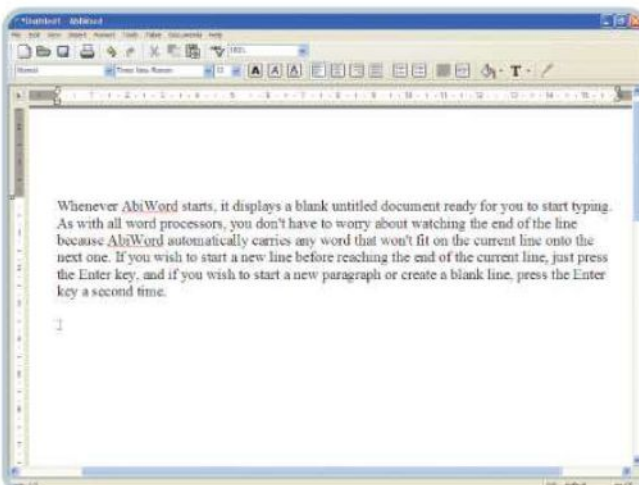
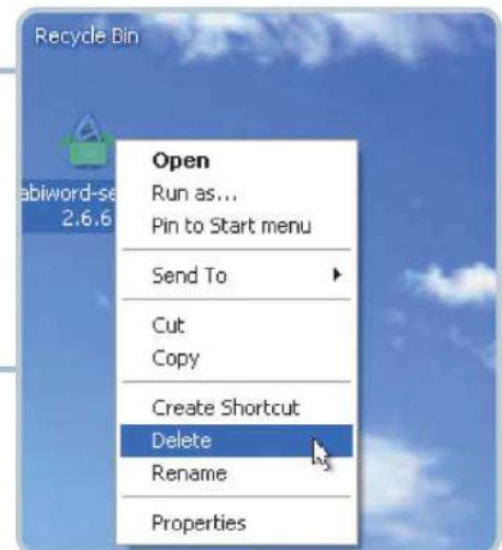


Step 4

CLICK NEXT, THEN NEXT again, and then click Install to begin the installation. Once the installation has completed, click Next followed by Finish to run Abiword for the first time. When Abiword starts it automatically loads a sample file containing release notes about the program. These are mainly legalese and don't contain anything that should interest you at this point. To close Abiword, click the red X in the top right-hand corner or click on the File menu and then click Quit. If asked whether you wish to save any changes to the document before closing, click No. ▼

Step 5

YOU NO LONGER NEED the setup file on the Windows Desktop because Abiword is now permanently stored in the programs section of Windows. Delete the setup file by right-clicking it and then selecting Delete from the menu that appears. To start Abiword now, and on future occasions, in Windows XP, click on Start, point to All Programs, point to Abiword Word Processor and then click on Abiword 2.6. To start Abiword in Windows Vista, click on the Start button and point to All Programs, then click Abiword Word Processor and then select Abiword 2.6. ▼



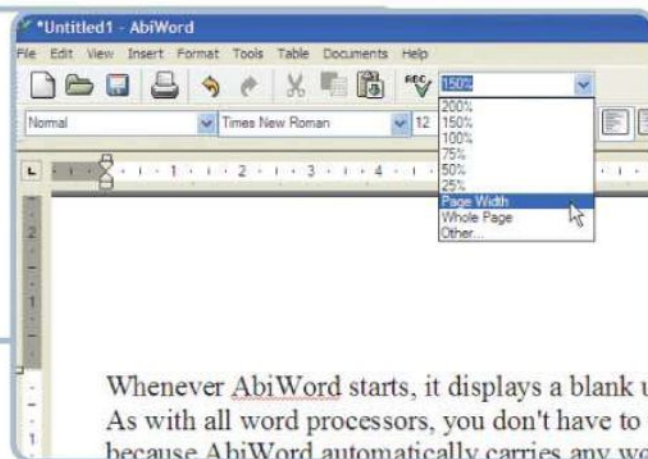
Step 6

WHENEVER ABIWORD STARTS, IT displays a blank untitled document ready for you to start typing. As with all word processors, you don't have to worry about watching the end of the line because Abiword automatically carries any word that won't fit on the current line onto the next one. If you wish to start a new line before reaching the end of the current line, just press the Enter key. If you wish to start a new paragraph or create a blank line, press the Enter key a second time. ▼

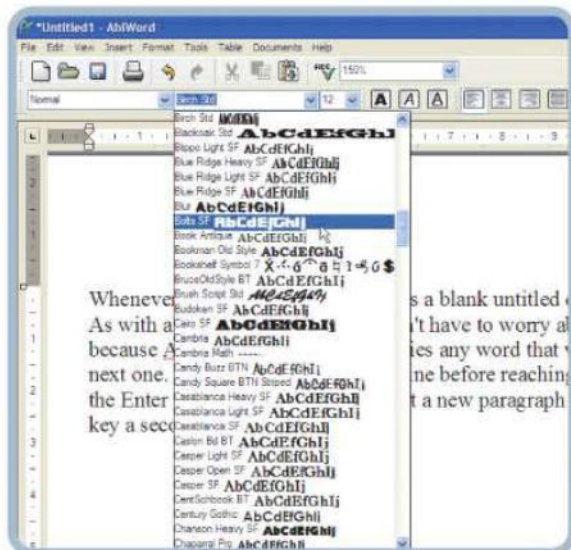
FREE WORD PROCESSOR

Step 7

Step 7 **ALONG THE TOP OF** the Abiword window are two toolbars. The top one is the standard toolbar, which contains options that may already be familiar for opening and saving documents and for cutting and pasting text and pictures. In addition there's a backwards-pointing arrow for undoing editing mistakes, an ABC button that starts the spelling checker and a zoom control that determines the size at which characters are displayed on the screen. The zoom control does not affect the size of characters when printed. ▼



Whenever AbiWord starts, it displays a blank u
As with all word processors, you don't have to
because AbiWord automatically carries any wo



Wheneve
As with a
because A
next one.
the Enter
key a sec

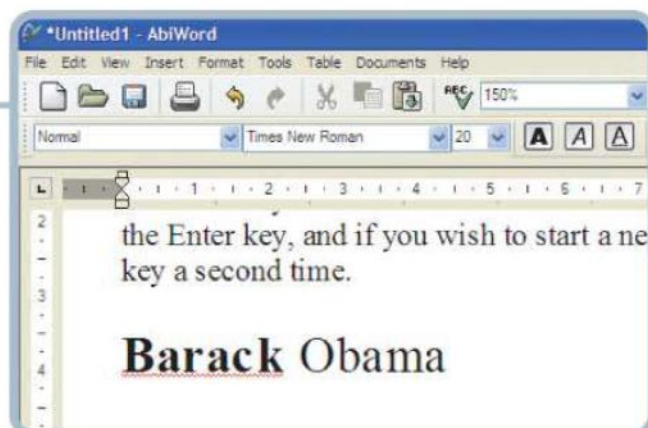
Step 8

THE FORMATTING TOOLBAR CONTAINS

controls that change the appearance of text on the screen and on the printed page. The leftmost control is a dropdown menu that applies a style to the current one with the text cursor in it). Styles are mainly used for other advanced features in complex documents. When all is to change the text size or switch to a different font, the dropdown menus are used. Usefully, the fonts menu shows the name of the font, but also what it looks like. ▼

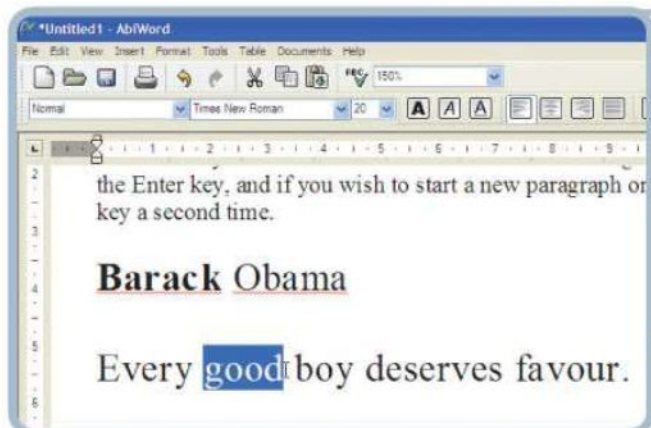
Step 9

Step 9 **TO THE RIGHT OF** the three dropdown menus are several buttons that change the appearance of text by applying enhancements such as bold, italics, underlining and colour, or by automatically placing bullet points or numbers at the beginning of each line. The remaining buttons control whether text aligns with the right or left margins or is centred on each line. To see how formatting works, press Enter to place the cursor at the beginning of a line. Click the bold icon (the black capital A) and type your first name, then click the bold icon again and type your second name. ▼



the Enter key, and if you wish to start a new key a second time.

Barack Obama



the Enter key, and if you wish to start a new paragraph or key a second time.

Barack Obama

Every **good** boy deserves favour.

Step 10

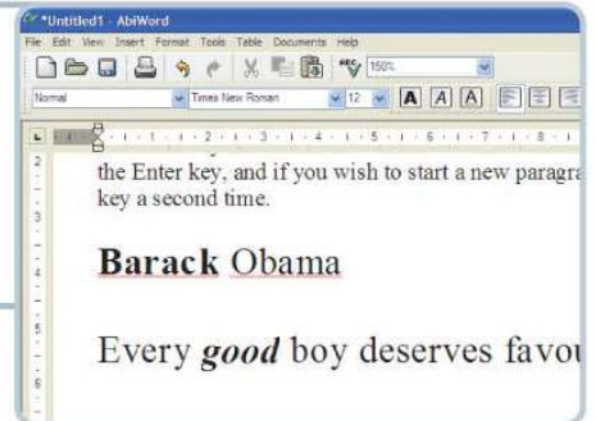
AS YOU WILL HAVE worked out, clicking the bold icon the first time turns on bold text and clicking it the second time turns it off. All the formatting controls can be used in this way but most people prefer to use them

retrospectively by selecting which parts of the text need to have formatting applied. For example, if you wished to emphasise the word 'good' in the line 'Every good boy deserves favour', you would use the mouse to place the cursor before the 'g' and then hold down the left mouse button while dragging the cursor to the end of the word. ▼

FREE WORD PROCESSOR

Step 11

ONCE TEXT HAS BEEN selected and is highlighted in blue, you can click any of the formatting controls to apply a format to it. If you don't like the result, click the same control again to remove the formatting. If desired, several formats can be applied to the same selection. Try it now by applying both bold and italics to the word 'good'. When you've done this, click anywhere on the page away from the highlighted word to deselect it. ▼



Step 12

IF YOU'RE NOT ALREADY a user of word processors, you can teach yourself the basics by writing simple documents of your own and experimenting with the standard and formatting toolbars. To take things a stage further, press function key F1 to summon the Abiword Help system. When the Help page is displayed, click the Tutorial link in the black panel on the left of the screen for an introduction to Abiword's main features, or use the How To link for step-by-step guides to performing some of the more advanced operations. ▼



Step 13

TO SAVE A DOCUMENT for future use, click the File menu, and then click Save. This displays a standard Windows dialogue box for file saving. Click in the File name panel and type a name for your document and then click Save to store it on disk. The document will be stored in Abiword's own unique format. But because this Workshop is as much about using Abiword as a substitute for Microsoft Word, you also need to know how to save documents in a format compatible with Word so that other people can open and edit them. ▼



Step 14

To save a document in Word format, click the File menu, and then click Save As. Type a name for the document but don't yet click Save. Instead, click in the Save as type panel and select Microsoft Word (.doc) from the dropdown list. Now click Save. To load a saved file, click on the File menu and then on Open. Select the desired file and click the Open button. If the file you wish to open is a Word document, you won't be able to see its name unless you use the dropdown list in the Save as type panel, and then select Microsoft Word (.doc). ●



MANAGE SHARED DISKS

Stop other users hogging shared disk space

Discover how to allocate disk space fairly on a shared computer



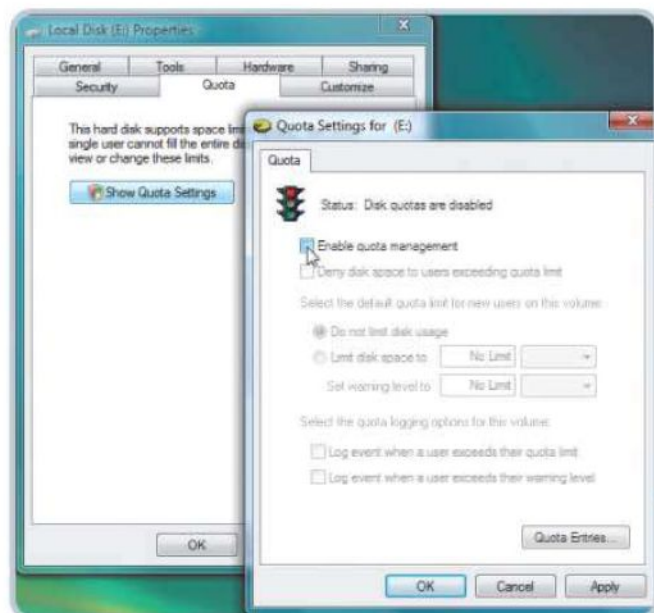
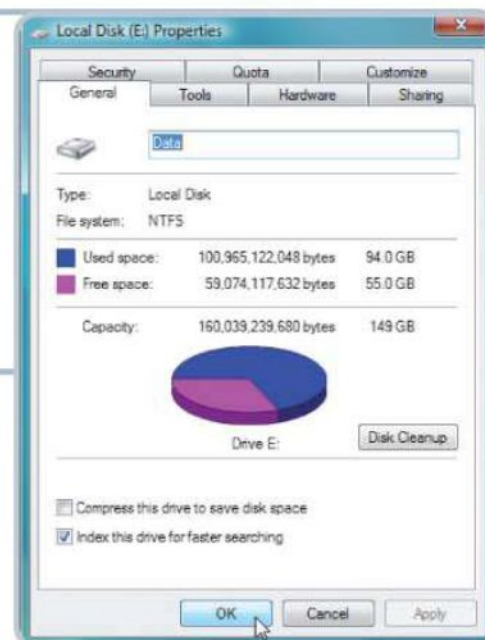
If you use a shared PC at home, you may find that it's not enough simply to give everyone their own user account. If one person is hogging all the available disk space with their music, video and other files, you'll be glad to learn that it's possible to restrict the amount of disk space each user has access to using a Windows feature called Disk Quotas.

Disk Quotas allows you to set an equal limit that applies to

all users, or you can set individual limits for some while excluding other users – such as yourself – completely. Disk Quotas only work on NTFS-formatted hard disks (which applies to most modern computers). If you have an older disk formatted with the Fat 32 file system, it can be converted to NTFS without data loss so that quotas can be applied.

Step 1

FIRST, VERIFY THAT THE disk to which you wish to apply a quota is formatted with the NTFS file system. Click Start and select My Computer (XP) or Computer (Vista). Right-click the disk in question and choose Properties, then look at the entry next to the 'File system:' heading. If it reads NTFS you can proceed; if it reads Fat 32 you'll have to convert the drive to NTFS. Back up the disk before doing so, and then read Microsoft Knowledge Base Article 307881 at www.support.microsoft.com/kb/307881 for full instructions on converting your disk without data loss. ▼



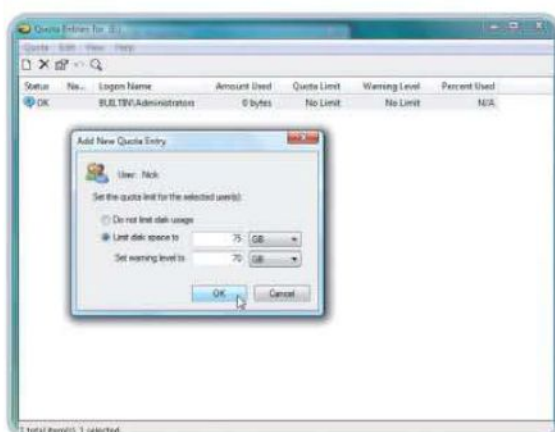
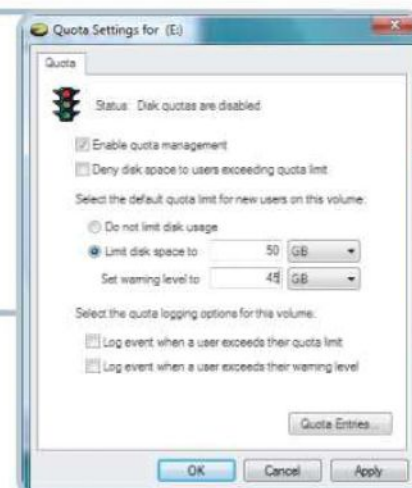
Step 2

DISK QUOTAS ARE SET for individual hard disks, so if you have two or more disks installed you can set varying limits for different disks. Start by clicking the Start button and selecting My Computer or Computer. Right-click the appropriate hard disk, choose Properties and switch to the Quota tab. If you're a Windows Vista user, click Show Quota Settings followed by Continue when prompted. Start by ticking the 'Enable quota management' box to switch Disk Quota on for the selected disk. ▼

MANAGE SHARED DISKS

Step 3

TICK THE OPTION LABELLED 'Deny disk space to users exceeding quota limit'. If you want to set the same limits for all users, select the 'Limit disk space to' radio button. To enter a figure in megabytes (MB) or gigabytes (GB) type the number and select MB or GB from the dropdown menu. To warn people when they near their maximum allocation, enter a figure next to 'Set warning level' – we recommend a figure 10 or 20 per cent less than the limit you've set. Jump to Step 5. ▼

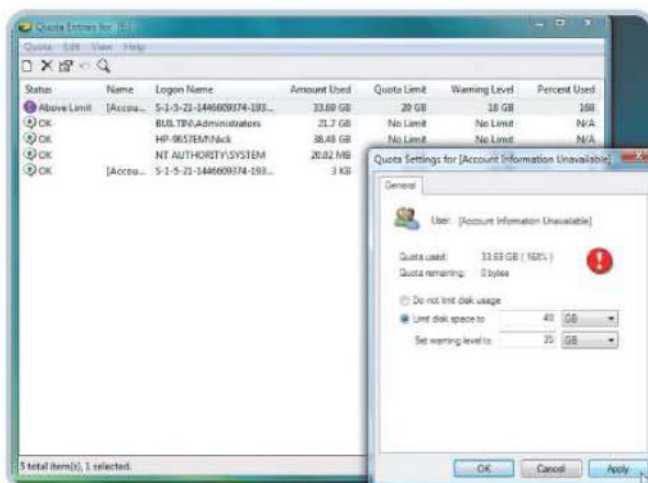
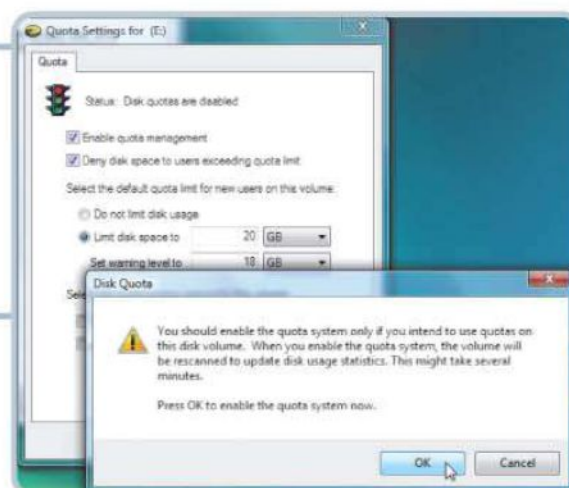


Step 4

TO SET INDIVIDUAL LIMITS, or to exclude certain users from any limits, click the Quota Entries button. If recognisable usernames are already present (ignore references to groups like Administrators) double-click one to set limits and warnings for that user, or right-click it and choose Delete to remove its restrictions. If none are visible, open the Quota Menu and choose New Quota Entry. Type a username into the box and click Check Names. When the name appears, click OK and then set limits and warnings. Repeat the process for other users, then close the Quota Entries dialogue box. ▼

Step 5

CLICK APPLY FOLLOWED BY OK to switch on Disk Quota for the drive. Wait for the drive to be scanned – the traffic light icon will change to yellow and then green when it is complete. Click OK. When users log into their own account and check the free space, they'll see what space is left according to their quota. If they are already over the limit you set, then they won't be able to create, edit or download any more files on that drive until they delete sufficient personal files to drop below their limit. ▼



Step 6

REPEAT THE PROCESS FOR any other hard disks you wish to set limits for. To view or change Disk Quota settings, click the Quota Entries button on the Quota tab as before. This time you'll see a list of users, complete with their current limits and disk usage – don't be alarmed by the strange-looking names under Logon Name (that's normal). Change an individual's limit or remove it by double-clicking it. Make your changes and click OK when you're done. Finally, close the Quota Entries box and click OK to apply your amendments. ●

MICROSOFT OFFICE ACCOUNTING

Accounting at home

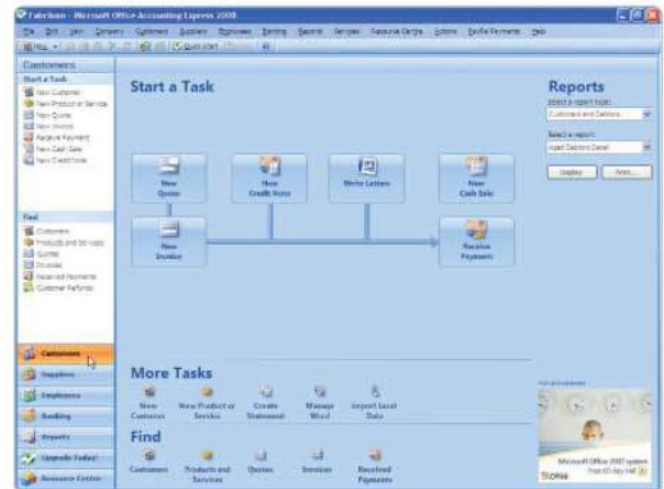
Your Workshop in an earlier explains how to use Microsoft Office Accounting Express to run a business, but it's brilliant for individual and family accounts as well. It is set up for businesses, but all you need to do is enter your name as the company and use the 'non-registered for Vat' option to keep it simple.

Payments are entered using the Banking, Enter Payment, Supplier Prepayment option. Receipts can be entered by treating them as Customers in the Receive Payment section.

View your balance by looking at the Nominal Activity in Banking.

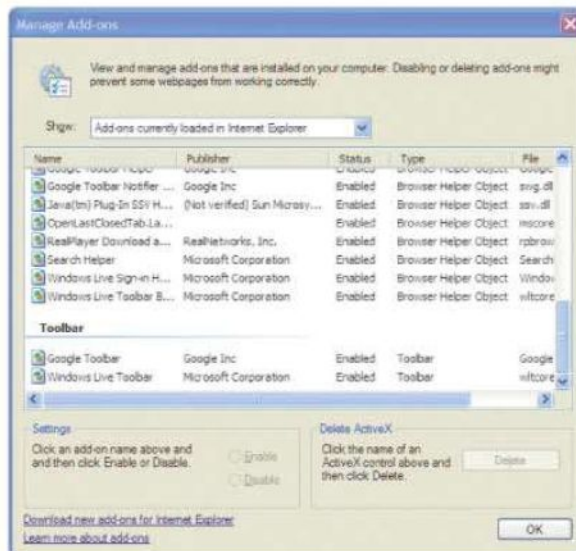
Backups can be made by exporting to Excel or click on the File menu, Utilities, Data Utilities and then Backup for a data backup that can be saved anywhere else you like on your PC or external storage device.

It takes a while to use it at first but as you store more suppliers (Payments Out) and customers (Payments In) it gets a lot quicker.



INTERNET EXPLORER 7

Manage Toolbars and add-ons



Software and websites install so many toolbars in Internet Explorer that there is little room left for the web pages. Toolbars can be hidden by right-clicking on an empty part of a toolbar, then left-clicking on the toolbar in question in the menu. To get the menu back, bring this menu up again and left-click on the toolbar.

If it's hard to find an empty area for the menu, press the Alt key to reveal the traditional menus. Click on the View menu and then Toolbars to see a list.

To disable a toolbar, click on the Tools icon, Manage Add-ons and then Enable or Disable Add-ons. Click on the Type column heading to sort the add-ons and scroll down to the Toolbar section. Left-click on a toolbar and then on the Disable option at the bottom.

MICROSOFT OUTLOOK

Sync with Google Calendar



I use Google Calendar for my personal entries and want to merge it with my work diary, which is in Outlook. I used the Google Calendar Sync utility, which works with Outlook 2003 and 2007 on Windows XP and Vista.

Exit Outlook, go to www.tinyurl.com/6jbhru and click on the Download link in Step 2. When it has finished downloading run the file to install the software. Click on the I Agree button, Next and then Install. Click on Close when the installer finishes. The Calendar setup window will appear. Enter your Googlemail address in the top box and password in the box below. Leave the top option '2-way' selected, so Outlook and Google Calendar will always have the same entries. I chose to synchronise the two diaries every two hours. Click on Save.

How to view hidden files on Mac OS X

Viewing hidden files on Mac OS X isn't as quite obvious as it is on Windows. However, it doesn't mean it can't be done! Just follow the following steps and you'll be good to go.

Go to Applications>Utilities and launch the Terminal program. This is essentially the same thing as Command Prompt on Windows.

Type in the following line after the "\$" symbol : "defaults write com.apple.finder AppleShowAllFiles -bool true" (minus the quotes). Please remember to type the line exactly as it is, for it is case-sensitive.

The next step is to restart the Finder. Do this by typing "killall Finder" minus the quotes. Alternatively, Finder can be restarted by force quitting and relaunching it. This can be done by pressing command+option+esc, which will launch a new window. Select Finder and click on Relaunch.

Open up a Finder window by going to the Dock and clicking on the Finder icon.

You will now notice that there are now files with a '.' (dot) in front of them like .cups and

others. Hidden files can also be created by naming them with a dot in front of the filename.

Log off Terminal by typing in "exit" at the prompt and quit the program.

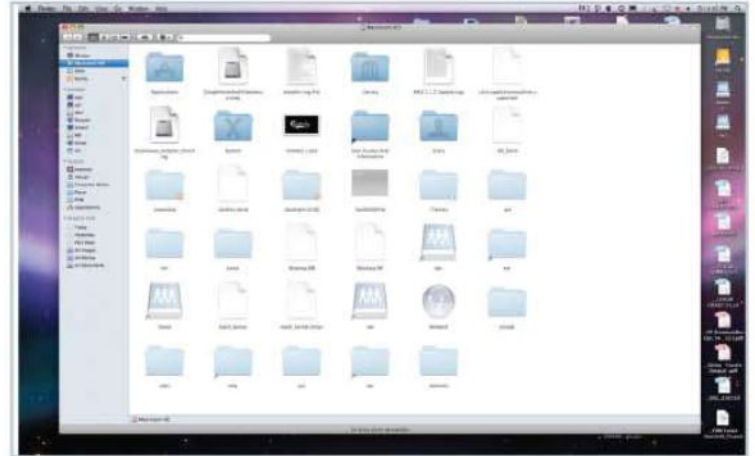
How to hide files on Mac OS X

Now that we've learnt how to view hidden files on Mac, let's see how we can hide/re-hide them.

Go to Applications>Utilities and launch Terminal again.

Type in "defaults write com.apple.finder AppleShowAllFiles -bool false" (without the quotes, this is case sensitive) at the command prompt.

Relaunch Finder by typing "killall Finder" without the quotes, or manually as



described above

Open a new Finder window. Those files that had the dot preceding the file name are now hidden again.

Please note : Do not delete any files whose nature you are not aware of, for it may seriously affect Mac OS X.

App Review : The Incident

Apple's App Store is home to a variety of games.

These range from the on-the-go to the much larger, engrossing variety. However, just because a game is termed as 'on-the-go' or 'casual', doesn't mean that it can't captivate or engross the player. Available for the iPhone, iPad and the iPod Touch, The Incident is one such game. Priced at the lower spectrum of Apple's pricing scheme (\$1.99), it provides hours of entertainment for people of all ages.

The premise of the game is simple; you are Frank Solway, a man trying to escape probably the craziest day on earth. All sorts of things are falling from the sky and your task is to simply avoid them. That's it. Avoid objects such as refrigerators, fire extinguishers and



even Mini Coopers as you make your way to the end of each level. A single flashing bar of white light indicates where the next object will fall and how big it is. Power-ups (as well as Power-downs!) are found on each level, and add an element of strategy to the game. The controls are very easy as well, as you are just limited to moving left, right and up. The visual style harkens back to classic 8-bit video games such as Mario and Zelda, and the soundtrack perfectly matches the visual

style. Overall, it's a very pretty game to look at and it's easy to play. It may get tedious for some and the difficulty does get steep quite quickly, but its great game to just pick up on the go. It shows how a simple premise can go such a long way. Worth a shot!

Name : The Incident

Released: Aug 10, 2010

Platforms : iPhone, iPod touch, and iPad.
Requires iPhone OS 3.0 or later.

Price : \$1.99

Pros : Easy to pick up
Great visual style
High playability value

Cons : May get tedious
Steep Difficulty

**HOW TO
COVER
STORY**

FIX NETWORK PROBLEMS

HOME NETWORK FIRST AID

How to diagnose, repair
and prevent common
network problems



A smooth-running home network is often taken for granted and it's only when one goes wrong that we really appreciate how much we rely on it. Suddenly losing access to the internet or other computers in your home can be incredibly frustrating. In this feature we'll not only provide solutions to common network problems, but also show how to take a methodical approach when it comes to diagnosing them. Even if your network is running smoothly at present, keep this article within easy reach as it will help undoubtedly be of use if things take a turn for the worse.

Despite some great advances in recent years, there's no denying that home networks can develop problems. And when something goes wrong, the best advice we can give you is not to panic. More often than not the solution is very simple but if you lurch straight into changing hardware and software settings, it's quite likely you'll only create further problems. It's far better to use a process of elimination and, above all, make sure you only try one solution at a time.

Before we look into specific problems and how to resolve them, the old adage of 'try turning it off and on again' still applies. It might sound comical but the vast majority of network problems can be solved simply by restarting everything. First, turn off all your computers, and then switch off your router. If you have a separate modem that plugs into the telephone socket or cable modem, turn that off last. Wait a couple of minutes before switching the devices back on in the reverse order, so the device plugged into the telephone or cable socket restarts first and the PC last, leaving a good minute between each item having its power restored. With any luck, everything will be back to normal, but it's still worth following the rest of this article as you may be able to pinpoint exactly what went wrong in the first place and how to prevent it happening again.

Initial diagnosis

If you have more than one PC and the network problem affects them all then there's a good chance that your router is the cause. If, however, only one computer is experiencing a problem, it's likely the issue is with that computer's hardware or software.

Windows comes with its own network troubleshooting tools and it's well worth giving them a whirl before trying



▲ Windows 7 includes some advanced network troubleshooting tools

to resolve the problem yourself. How likely this is to work depends largely on which version of Windows you have. XP has a fairly rudimentary troubleshooting feature that often simply disables and then re-enables the network adapter. To try this out, right-click the network icon in the Notification Area in the bottom-right corner of the desktop and select Repair. Vista has far more tricks up its sleeve, and when a network problem occurs it will offer to automatically try to fix it using a variety of techniques. As you might expect, Windows 7 has the most advanced troubleshooting tools and will take you step-by-step through the process. It will even compile a report at the

Jargon Buster

Techno babble demystified...

- ▶ **802.11** Old wireless networking standard.
- ▶ **802.11g** The most common type of wireless network.
- ▶ **ADSL** Asymmetric Digital Subscriber Line. A technology that converts a household telephone line into an extremely fast internet connection.
- ▶ **Bios** Basic Input Output System. Software built into all PCs to control the basic operation of devices such as the screen and keyboard.
- ▶ **Bluetooth** A technology that allows devices to communicate wirelessly.
- ▶ **Ethernet** A type of wired network.
- ▶ **Firewall** Software or hardware that prevents unauthorised access to a computer over a network, such as the internet.
- ▶ **Homeplug** One of the main types of power-line networking products.

Network slow-downs

If you're experiencing a slow network connection, it may not be down to a problem with the network itself, but rather it simply being overused.

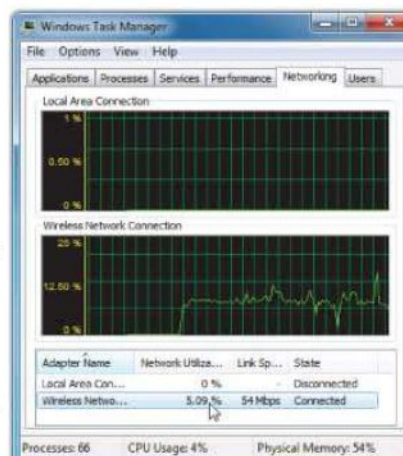
There are many activities that can eat up available bandwidth (the term given to the maximum amount of data that can be transferred at any one time).

For example, playing a video from a PC on your TV via a media-streaming device can gobble up network bandwidth. Streaming video from the internet using services such as BBC iPlayer can also slow things down, as can activities such as online gaming, file-sharing downloads and Skype video-calling. So, if your network performance is suffering, take a

moment to consider what might be using the connection.

By opening Task Manager (press Ctrl, Shift and Escape simultaneously) and selecting the Networking tab, you can see how much of your total network capacity is being used, which is a good indication of whether or not it's at full capacity.

If you can't work out what's using all the bandwidth, make sure your security software is up-to-date as there could be a virus causing the problem.





IP address Internet Protocol address. An identifying number of a PC attached to a network.

ISP Internet Service Provider. A company that provides you with an internet connection, for a fixed monthly fee or for the cost of local call charges.

Media streamer Plays music or video from a PC on a TV screen or hi-fi.

Notification Area An area on the bottom of a screen that shows which programs are running in Windows.

Service Pack A large download that contains lots of big fixes for Windows or other programs.

Stream Audio or video material that can be viewed as it is downloaded from the internet or transferred from another computer.

System Restore A Windows tool that can restore previous settings.

WAN Wide Area Network. Often used to label a network port that should be connected to the internet.

USB Universal Serial Bus. A standard that allows quick and easy connection of external peripherals such as storage devices to your PC.



▲ You can find out your router's IP address using the IPCONFIG command

end, allowing you to see exactly what's working and what's not. To access both Vista and Windows 7's troubleshooting tools, right-click the network icon in the Notification Area and select 'Diagnose and repair' (Vista) or 'Troubleshoot problems' (Windows 7).

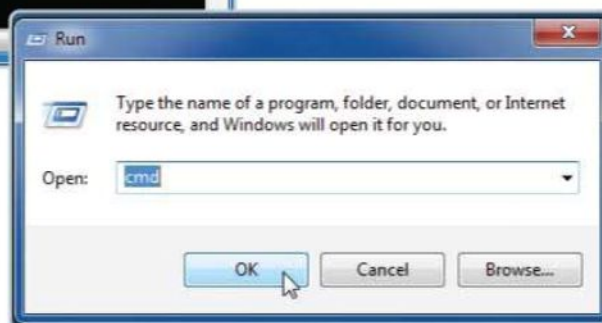
Sadly, Windows isn't always able to solve your network problems and often it's left up to you to sort things out. If you lose network access when using a computer, your first step should be to work out whether it's a problem with that specific computer or the entire network. The best way to do this is simply by switching on your other computers and checking network access on them. We'll look at problems with a single PC in a moment, but first we'll discuss what to do if all PCs are experiencing network issues.

Router issues

Your first step should be to take a look at the router since almost all have lights on the front that indicate whether the wireless, wired and internet connections are working; consult your router's manual if you're not sure what each LED indicates. If the router has no lit lights, it usually means it's switched off or there's a power-supply problem. Try unplugging the router from the power, waiting a minute or so and then plugging it back in.

If the internet LED isn't lit, make sure the phone line is plugged securely into

the back of the router; if you're a cable broadband customer, ensure the Ethernet cable that links the modem to the router's WAN port is secured at both ends and that the modem itself is switched on. If using ADSL, it's also worth lifting up a phone handset to check whether there's a dial tone. If there isn't, the problem is almost certainly with your phone line and



not the router. If the phone is working, contact your ISP (internet service provider) to check whether there's a localised problem with the broadband service.

Since they're often permanently switched on, routers are prone to malfunctioning, especially if they're more than a few years old. Sometimes just a single module will break, such as the wireless radio, so don't assume that just because you can access it via a wired connection the router is working perfectly. If you've tried all our suggestions but still have no joy, contact your ISP about getting a replacement router. If it was supplied as part of your broadband package, there's a good chance you'll be sent a free replacement.

Single PC problem

It's not uncommon for only one computer to experience problems. Once again, it's best to use a process of elimination in order to diagnose the problem. First, check whether it's a problem with access to whole network or just the internet. If the internet LED on your router is lit, it could be a software problem on your PC that's causing the problem; we'll come to this in a moment. If you've already tried to load a website and it failed, it could be that you still have access to your local network.

The quickest way to establish whether or not this is the case is to try logging into your router. To do this, you'll need to type the router's IP address into a web browser – this is often something like 192.168.0.1 or 192.168.1.1. If you don't know the router's IP address, click the Windows Start button (XP users should now click Run), then type CMD and press Enter. A new window will appear, into which you should type IPCONFIG. Your router's IP address will then be listed under Default Gateway.

If the router's setup page appears when you type this into a web browser, it indicates the network is still



▲ The LEDs on a router give a quick guide to whether the network is functioning properly

functioning properly and the problem is therefore with the internet connection. If other computers on your network have no problem accessing the internet, it's more than likely a software problem.

If the router's setup page fails to appear, it indicates all network access has been lost. The next step is to determine whether the computer's network adapter is functioning properly, and this can be established by opening the Network Connections tool.

The quickest way to do this is to click Start (followed by Run in XP), type NCPA.CPL and then press Enter. Here you'll see all network adapters that are available, with the icons indicating the type of connection (for example wired, wireless or Bluetooth). Each one will also have a status; if the connection you're looking to use is listed as Disabled, double-clicking it will re-enable it and may solve the problem.

Wireless woes

If the problem is with a laptop that has lost access to the wireless network, first launch the Network Connections tool and right-click the wireless adapter and select 'Connect/Disconnect' (or, in XP, 'View Available Wireless Networks'). If no networks are found, the solution could be very simple. Many laptops include the ability to turn the wireless adapter on and off; the idea being that you can conserve battery life at the flick of a switch, as wireless uses a fair bit of energy. It's therefore worth checking that you haven't accidentally switched off the wireless connection.

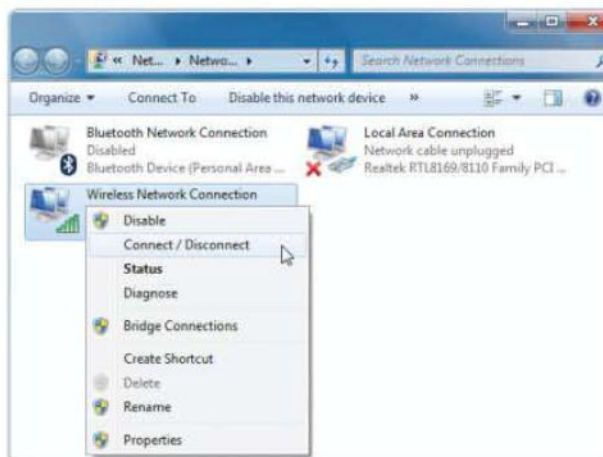
Some laptops have a small switch at the front or side of the chassis, others require you to press two keys simultaneously (often the Function (Fn) key and one of the keys on the top row – look for an icon of a transmitter). If your laptop has this feature, make sure the wireless is switched on; it will take a few seconds to activate after being switched on.

Another common problem is that the wireless signal simply isn't reaching the laptop. Don't rule this out if your laptop previously had no problems connecting to the wireless network; as we'll explain in a moment, it could be down to a new source of wireless interference.

First, try moving the laptop closer to the router. If the wireless network suddenly becomes available when you move a little closer, the problem is down to poor signal quality, which can be caused by many factors.



▲ Check that a laptop's wireless hasn't been switched off



▲ All available network adapters are listed within the Network Connections tool

If your router has moveable antennas, try adjusting them. If there are no visible antennas, they'll be housed internally so you'll need to try swivelling the router around; keep an eye on the wireless signal strength on your laptop while you do this by heading to the Network Connections tool and double-clicking the wireless adapter icon.

Congestion and interference

Perhaps the most common form of interference is that created by nearby wireless networks. If your router and

Calling technical support

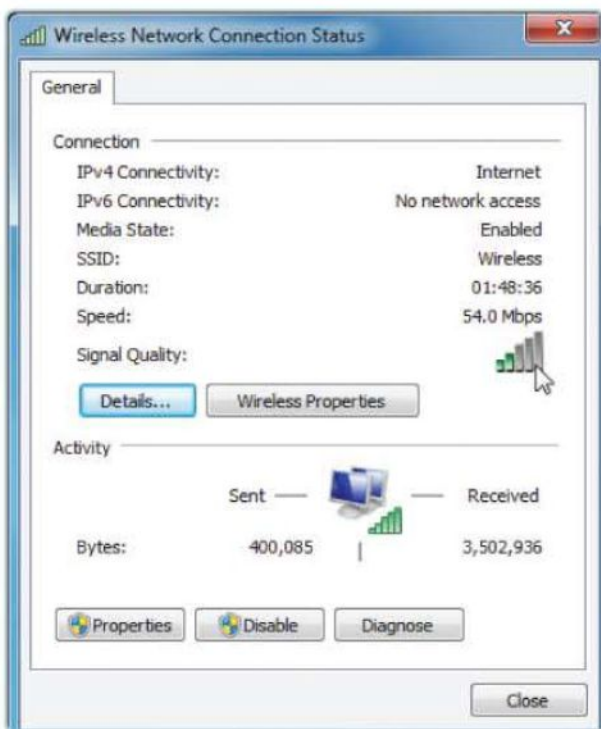
There will be times when you can't solve a network problem. If so, you may consider calling your ISP. Before you do, make sure you've got as much information about your computers and network as possible. Most support lines are premium-rate numbers and you don't want to be wasting time hunting down bits of information while the call is in progress.

One of the first questions you'll be asked is what operating system you're running. Make sure you know not only the version (Windows 7, Vista, XP and so on) but also what service packs you have installed and whether it's 32- or 64-bit. All these details can be found by clicking Start, then right-clicking Computer and selecting Properties. Making a note of the type of broadband you have (ADSL or cable), which ISP you're

with and the exact make and model of your router will help as the support company may be able to give you tailored instructions. Also, list all hardware you have aside from your computers; both those attached to PCs via a USB cable and other network devices such as media streamers.



Finally, jot down the security software you're using, including anti-virus, firewall and anti-spyware packages.



▲ Keep an eye on the wireless signal strength when adjusting the router's aerials

laptop are more than a couple of years old, it's likely they're using a wireless standard called 802.11g. The problem with this standard is that if there are any more than three networks in the close vicinity (and with so many households using wireless now, this is quite common), interference will occur and speeds can be affected. This is due to the fact that although the 802.11g version of Wifi has 13 different radio channels at its disposal, only three of these (channels 1, 6 and 11) don't overlap with one another.

Thankfully, most routers let you change the wireless radio channel they use. To choose which channel to use, download a small utility called Insider (www.metageek.net/products/inssider). Install this

and click on the Scan button, and Insider will automatically scan for nearby networks and provide technical information on each one. If channels 1, 6 and 11 are all being used by other wireless networks, set your router to the same channel as the one with the lowest signal quality. To make the changes on your router, log into the setup page using its IP address and, under the wireless section, look for a setting labelled 'wireless channel' or similar. Take a look at our step-by-step guide on page 65 for tips on switching wireless channels.

Interference can also be caused by other devices in your home.

Anything that operates on the same frequency as your network (802.11g operates at 2.4GHz) can cause problems, including cordless phones, wireless speakers and even microwaves. Try turning these devices off one-by-one to see if they make a difference to your laptop's wireless connection.

Boosting wireless signals

If you've discovered problems are being caused due to the wireless network not being strong enough to reach certain parts of your home, there are ways to improve the signal. A



▲ Some household appliances can interfere with wireless networks

common method is to buy a wireless booster. These are small devices that can be placed between your router and the problem computer. Since they're closer to the router, they can pick up the wireless signal and then retransmit it to provide greater coverage.

Alternatively, you could consider purchasing a directional wireless adapter for your computer; these let you concentrate the wireless signal in a particular direction and usually attach via USB.

802.11n and Homeplug

Another solution is to upgrade to a dual-band 802.11n router since they can operate at the 5GHz frequency. This has far more non-overlapping channels and therefore provides faster speeds and greater coverage. You will, however, need to make sure all your wireless laptops are capable of supporting this standard. 802.11g devices will connect to an 802.11n router, but they won't fully benefit from the increased speed or coverage – you can buy an adapter for older laptops, though.

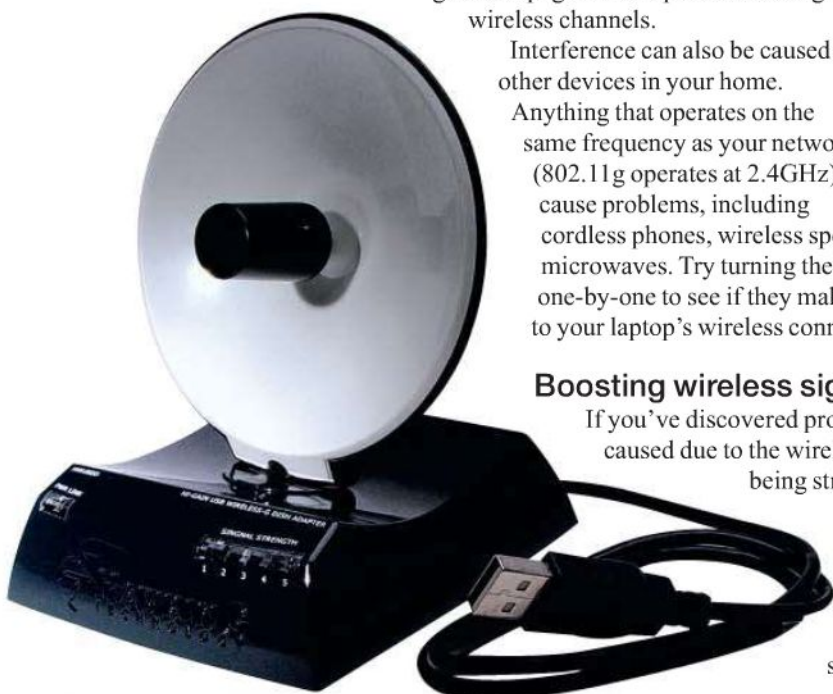
With wireless network problems not exactly uncommon, Homeplug networks are growing in popularity. Homeplug adapters plug directly into a standard three-pin power socket and then use your existing mains wiring to form a network. The advantage is more consistent speeds and no interference from nearby wireless

networks. If you're using a Homeplug network but are experiencing slow speeds, make sure all the adapters are plugged into single power sockets. If you use them with multi-plug adapters, network speeds will plummet. They're also susceptible to interference from other appliances in your home, such as dishwashers and washing machines.

One warning about these types of networks – mixing equipment from different vendors doesn't always work. Netgear, for example, uses a standard called UPA, marketed as 'Powerline', while other such as D-Link and Devolo use a technology called Homeplug. These devices should work together, but to be safe, buy any network equipment designed to use the electricity mains from one company.



▲ Homeplug adapters can be used where wireless can't reach



▶ Directional wireless adapters can be used to boost wireless reception



▲ Some network adapters can be accidentally switched off in the computer's Bios

Wired for trouble

Wired networks (those that use cables) are far less susceptible to problems compared to wireless. However, things can still go wrong and your first step should be to make sure all cables are securely attached to both the computer(s) and the router. Also, ensure the cables haven't been damaged, by being trapped by a door or a table leg, for example.

Another common issue with wired networks is that the network adapter on the computer has been disabled. Although enabling it from within the Network Connections window is a simple task, some computers also have the ability to switch the wired network adapter off within the Bios. And if your computer's Bios is reset, after an upgrade, for example, this could automatically disable the network adapter. To rectify this, you need to restart your computer in order to enter its Bios settings. A few seconds after being switched on, it will flash up a Setup option, which is usually activated by pressing F1 or Delete. There are many different types of Bios, each with a different style of menu, but look for a section called Integrated Peripherals or similar. From here, you should

see an option labelled Lan Controller; if so, make sure it's set to Enabled.

Software snags

If you're sure there's nothing wrong with your computer's wired or wireless connection, the problem could be due to a software issue. Ask yourself when the computer was last functioning normally. Did you recently install some software? If so, try uninstalling it or, using Windows' System Restore tool, revert the computer to a previous working state.

Firewalls can sometimes be a little over-zealous when it comes to security, instantly assuming your network isn't safe and blocking all access to it. To test out whether this is causing your problems, it's worth temporarily disabling your firewall. Before you do this, unplug the phone line or, if you're a cable broadband user, the cable modem from the router; this will ensure you're not left vulnerable to attack while the firewall is disabled. If after turning off the firewall you have access to your network, you'll most likely need to specify it as a trusted zone. All firewall software is different, so it's best to consult the manual to find out how to do this.

Don't panic

Follow the advice we've given here and you'll have a good chance of fixing the majority of problems that crop up on your network. Finally, it's worth reiterating that panicking and using a scattergun approach to solving a problem is only likely to further complicate matters. Opt for a process of elimination, applying a one resolution method at a time, and you're far more likely to get your network back up and running.

STEP BY STEP | HOW TO SWITCH WIRELESS CHANNEL



1 Use InSSIDer (www.metageek.net/products/inSSIDer) to scan for nearby networks. In this example, our wireless network needs to switch from channel 11 to the unused channel 6.



2 Log into your router by typing its IP address into a browser; in this example, we're using a Netgear DG384N router. Click on the Wireless Settings option on the left.



3 Locate the Channel drop-down box and change the setting from 11 to 6. Now scroll down to the bottom, click Apply and then wait for the router to restart.



Everlasting memories



Polish your valuable images with eight handy tools

Advent of the digital age in photography has thrown up a number of challenges and opportunities. While getting used to all the technology is a steep learning curve for some, the advantages are many. The whole experience is far more affordable than the analog era, you do not need to worry about the number of images taken. Processing and printing has also moved out from the realm of the professional. One does not need to wait

with bated breath at the studio to learn whether the treasured wedding photographs of one's dear friend have come out properly. And god forbid if the bride's face is out of focus, there are multiple software available to get you out of the embarrassing situation.

In this issue we look at some image management software. Some are free, some paid. Some only edit images, while others manage the whole work flow of creating an everlasting image.

Adobe Photoshop CS5

Just about every computer user will need to edit photos or other images at some point, and there are many free and low-cost programs available for home users who want to edit family pictures.

If you're a very keen amateur photographer, though, or edit images as part of your job, then the chances are that you're using a version of Adobe Photoshop.

Along with the fifth version of its Creative Suite, CS5, the company has released this twelfth edition of the standalone program. Like CS3 and CS4 before it, CS5 is available in two versions: the standard edition reviewed here and an Extended edition that includes additional 3D tools of use to those working with video and other media.

You might have thought that after 11 previous versions there wouldn't be much to add to a photo-editing tool, but in fact Photoshop CS5 includes some surprising new tools and notably enhanced versions of older ones.

Perhaps the best-publicised new trick up Photoshop's sleeve is the Content Aware Fill, which attempts to replace a selected area based on what surrounds it. You can do this by selecting an area and deleting, in which case an option allows you to choose between simply removing the area and using content-related fill – or by painting with the healing brush.

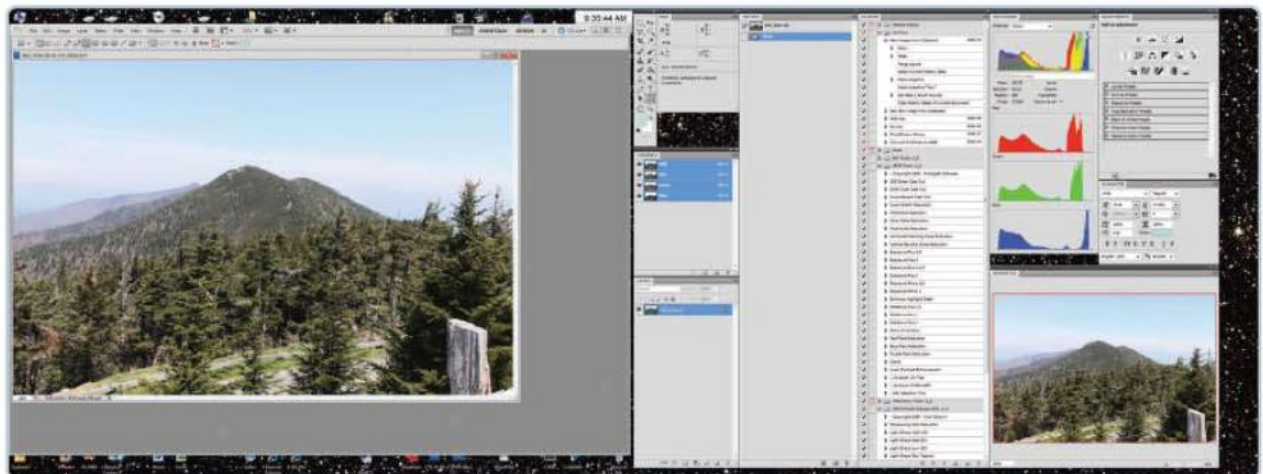
Given a reasonable amount of space around the area in question, both can work astonishingly well: we found that we could clone people out of pictures with a single drag of the clone brush, while filling deleted areas often left a background that could be quickly tidied up using the traditional clone brush.

The Quick Selection Tool has also been improved, and now works extremely well. It's possible to quickly brush over a foreground object to get a rough selection, add or subtract areas to adjust the outline and then use the Refine Edge dialog box to fine-tune the results.

High dynamic range imaging has become more and more popular over the past few years, and several previous versions of Photoshop have included an import tool that can merge three differently exposed photographs into one. This has been notably improved in CS5 thanks to an option to remove 'ghosts' caused by minor differences between the images. The results surprised us: in a three-exposure image of Gateway of India, Photoshop was able to not

only remove ghost images of an aircraft flying past – which would have taken just a few swipes of the clone brush to fix manually – but also converted a passing boat from a blurry mess to a sharp image.

CS5 also includes a new version of the company's Camera Raw tool for importing the Raw-format image files captured by digital SLRs and some high-end compact cameras. This includes all the controls you could want, including split toning and an impressive



tool for removing coloured fringing from images, although for processing vast libraries of Raw files we would want to add the separate Photoshop Lightroom program too.

The Photoshop interface has seen some changes, although it's not as radical a difference as that between CS4 and its preceding version.

For all these clever new features the Rs. 3,600 plus taxes price of this latest version will exclude all but those for whom image editing is a profession or extremely important hobby. If you fall into the latter categories, though, CS5 is an impressive upgrade – and especially so if you're moving from CS4 or earlier.

Apple Aperture 3

All Mac computers come with the home-centric iPhoto software installed, which is used for organising, cataloguing, editing and sharing photos, but those who need more from their software can move on to Aperture.

Its main competitor is Adobe's Lightroom product, and both do similar things, which mainly means managing the 'workflow' of a photographer. Although both are slanted towards people who use their cameras for a living, the increased capacities of modern digital cameras mean that an organised workflow can greatly benefit non-professional photographers too.

Aperture 3, the latest version of the program, which is only available for Mac computers (it won't work on Windows PCs), includes several clever new features. One of the most prominent, Faces, has been imported



The Places feature allows users of cameras with geo-tagging built-in to automatically tag where their photos are taken, or if you have an iPhone you can use that to tag your photos with a place on the map, which is a clever feature, though not at the moment an immensely useful one. Both that and Faces are available in iPhoto, and Aperture can also import your library from that program quite easily.

As you would expect from an Apple product, Aperture 3 is easy to use, with simple controls presented clearly, and a clear path through the program from importing photos to exporting them - unlike Lightroom it can send your pictures directly to Facebook and Flickr or to an Apple-approved printing company.

It's not overly expensive, and although it can be slow and glitchy when dealing with big libraries, it's an excellent step up from the built-in iPhoto.

from iPhoto - it allows the program to scan the user's photo library and pick out people by recognising their faces.

The need to scan all the pictures for face recognition is one reason it takes so long for Aperture to get started. While the basic installation was simple and quick, when we imported our test library of several thousand pictures, the program appeared to freeze. After we had installed an update from the Apple website it worked better, but it still took over a day working continuously to import all of our test shots, and this was on a top-of-the-range new Macbook Pro.

If you are starting from scratch it will be much quicker - adding a few hundred shots from a camera was much quicker. Faces worked reasonably well on a large library, although it came up with plenty of duff suggestions, insisting that one person in the library looked like a mountain, and conflating pairs of people who don't look at all alike. Be warned that there's no easy ability to import your library from Lightroom (and nor is there the ability to move easily from Aperture to Lightroom, in fairness).

In general use, though, Aperture is very impressive. In addition to organising the shots you take into Project folders and tagging them so they can be easily found, you can use the program for colour correction (especially useful if you're using a digital SLR camera in raw mode) and basic editing tools for cropping, straightening, sharpening and changing contrast and levels - it's not designed for more detailed editing. That said, the Brushes tool allows you to brush effects such as a blur onto parts of the image, which gives immense editing power.

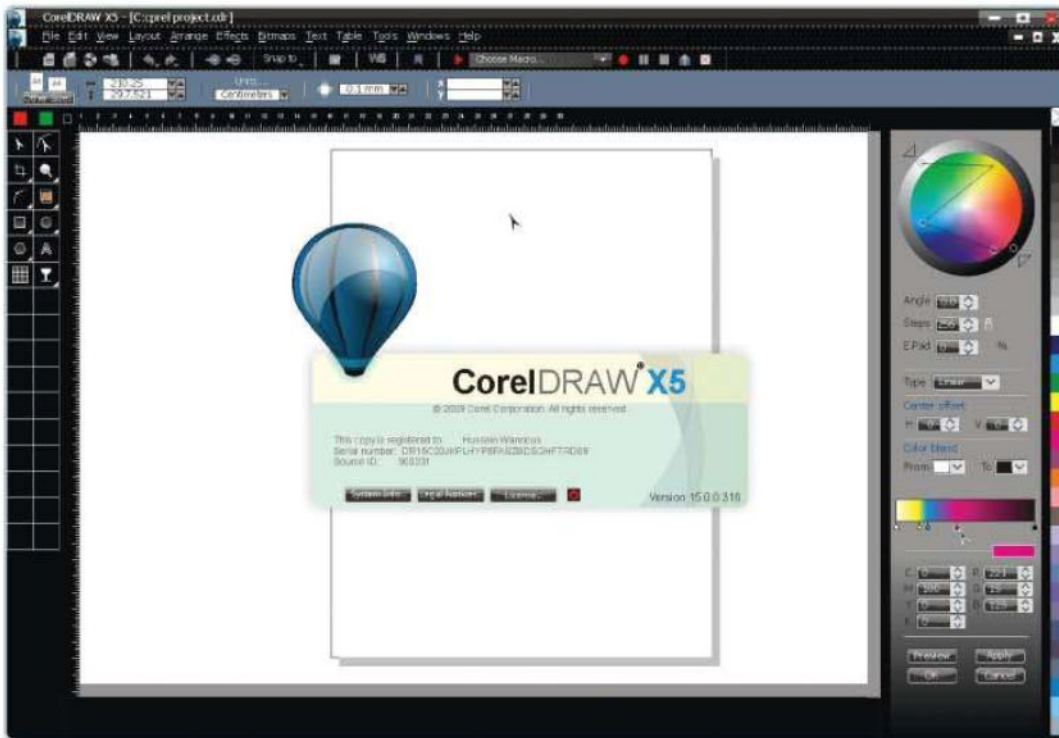
Corel Digital Studio 2010

Until now, when it came to affordable programs for editing, organising and sharing your files, Roxio Creator and Nero have been the two main choices. Now Corel has thrown its hat into the ring with Digital Media Studio 2010.

The suite comprises four separate applications: Paintshop Photo, Videostudio, DVD Factory and WinDVD. From the outset, it's clear that Corel hasn't just cobbled together a group of existing applications: each one has the same simple and intuitive design. Throughout the editing applications, Corel makes it easy to share your music, video and pictures, either over email or by directly uploading them to Facebook, Flickr or Youtube.

Paintshop Photo is the image editor, and as with the other programs in the collection, when it is loaded for the first time it scours the computer's hard disk for suitable media and adds it to the library. Tags can be applied to help organise photos, and the thumbnail view can be smoothly resized using a slider bar. Double-click a photo and you're taken to the Express Edit screen in which a variety of effects can be applied, including a Makeover tool that lets the user airbrush those faces that aren't quite perfect. Collages and impressive-looking photo books can also be put together.

As for moving images, the Videostudio application is the thing to use. Videos can be quickly split or trimmed, while a selection of effects can also be applied. Alternatively, provide it with a set of clips and it's able to automatically cobble



Xara Xtreme 5

Picture editors generally come in one of two flavours: so-called bitmap editors are used for working with photos while vector editors are used to make 'drawn' illustrations.

The split is something that has persisted over the years with separate programs for

them together to create a video complete with menus and a soundtrack.

DVD Factory looks after video conversion and the burning of files to CD or DVD. Advanced options include the ability to burn discs in high definition using the AVCHD format, as well as converting video for iPods and mobile phones. However, it can't burn files to Blu-ray discs.

WinDVD is the final part, providing video playback. It offers several enhancements, including the rather interesting Time Stretch to speed up video without the audio getting high-pitched – the idea being that you can watch to the end of a film even if you're running out of time.

The suite also features support for Windows 7's new touch capabilities, allowing users to browse and manipulate media using finger gestures. However, you will need a touch-screen computer to take advantage of this.

Corel Digital Studio 2010 doesn't offer anything particularly advanced, nor does it bring many new features. And given the similarity of each part it's a surprise that Corel didn't bundle everything into a single application. Where it excels is in providing basic image, video and disc burning tools that are very easy to use.

Rival products might be cheaper and have more features, but Corel Digital Suite is intuitive and better suited to beginners.

each task, even though that can sometimes be quite frustrating. Xara Xtreme 5 is one of the few programs that can be used for either role or for a combination of the two.



The interface of Xara Xtreme is unassuming and unthreatening, without too many options on screen the moment the user starts. The main editing tools are listed down the left-hand side of the window, with a toolbar at the top showing the settings for each of them.

There are plenty of templates with which to start projects – they cover a diverse range of photo albums, CD covers, postcards and more, along with some more business-orientated templates such as newspapers and business cards. It is possible to use Xara for desktop publishing projects as well as for creating illustrations.

Although it may take a little while to get to grips with the different tools, the help on offer here is better than average. The help files are pretty much what you might expect from any similar program, but there is a comprehensive selection of videos on the Xara website that demonstrate different tasks.

There are plenty of ways to produce finished projects. Printing is the obvious one, and Xara can save files in the Adobe PDF format if you want to share projects while making sure they appear correctly on other computers. Xtreme is also a capable web design program and is very good at producing websites that follow the latest standards without compromising on the look of the pages. Its ability to wrap text around complex images was particularly impressive.

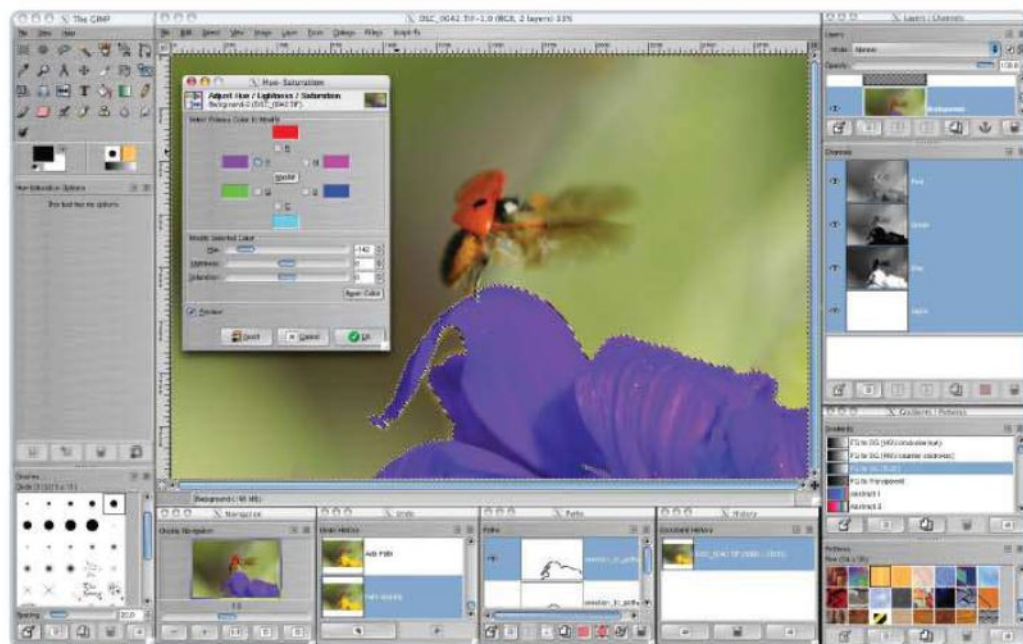
Finally, Xara Xtreme includes a powerful image editor which is ideal if you want to combine photos with the vector shapes produced above in projects such as photo montages.

It does require some time to learn if you are used to other editors, but in this case it's time well spent.

The GIMP 2.6.10

The GIMP is a powerful image editor/illustration package which can compete with many professional applications such as Photoshop Elements. However, it is somewhat lacking in terms of its user interface.

Launch the application and you are presented with four different floating windows: Tools; Tool Options; Brushes; and Layers, Channels and Paths. But for each image you wish to create or edit you need to open



another window, and none of them are connected.

This means you can quickly end up with a screen full of windows, and confusion over what is going on could soon set in. The GIMP could certainly learn a lot from studying other image editors.

On the positive side, the software has all the features you would expect, along with some rather unusual brushes. It can even make use of Photoshop plugins.

It supports more file formats than any other image editor out there, but it does have a fairly high learning curve.

You will need to install GTK+ 2.4 before you can install The GIMP.

If you want professional features for free, then The GIMP is a good bet.

Gimp Shop

The Gimp image editor is powerful but the interface



can be a little challenging. Gimp Shop is a modified version of Gimp that works more like Adobe Photoshop.

Many of these changes relate to the structure and layout of menus. The Windows version also uses the Deweirdifyer Plugin so that all the windows appear in one window, rather than the many windows found in the ordinary version of GIMP.

There are also versions of GIMPShop available for Mac OS X and Linux. As it is open source, the source code is also available - although that is of interest only to those with software programming skills.

Paint.NET 3.5.5

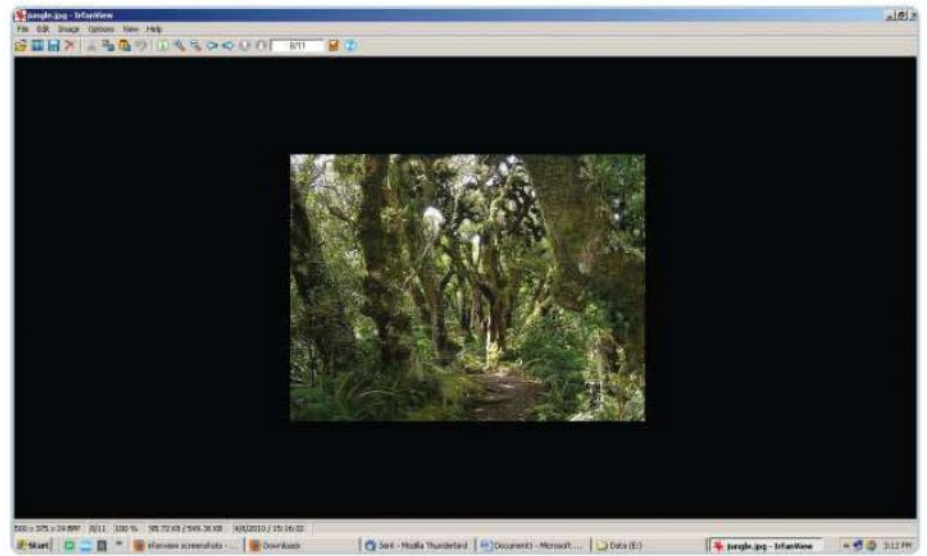
Jointly developed by Washington State University and Microsoft, Paint.net is intended to be a replacement for the free MS Paint software provided with all Windows operating systems.

It offers many of the powerful features found in commercial editors, including the ability to work on multiple layers, full transparent PNG support, unlimited history, and a plethora of visual effects.

An interesting feature is the way each tool window becomes transparent when covering the image. This enables better implementation of effects and is something the big image editors are currently lacking.

New v3 features include a multi-document, tab-based interface, so you can open and edit more than one image. An improved and more powerful toolbar and user-definable colour palette are some of the other highlights.

It is a good replacement for the Microsoft Paint application, with a modern user-interface.



Irfanview 4.25

Irfanview is a great utility for opening and saving in a vast range of graphics file formats as well as performing a reasonable amount of manipulation along the way.

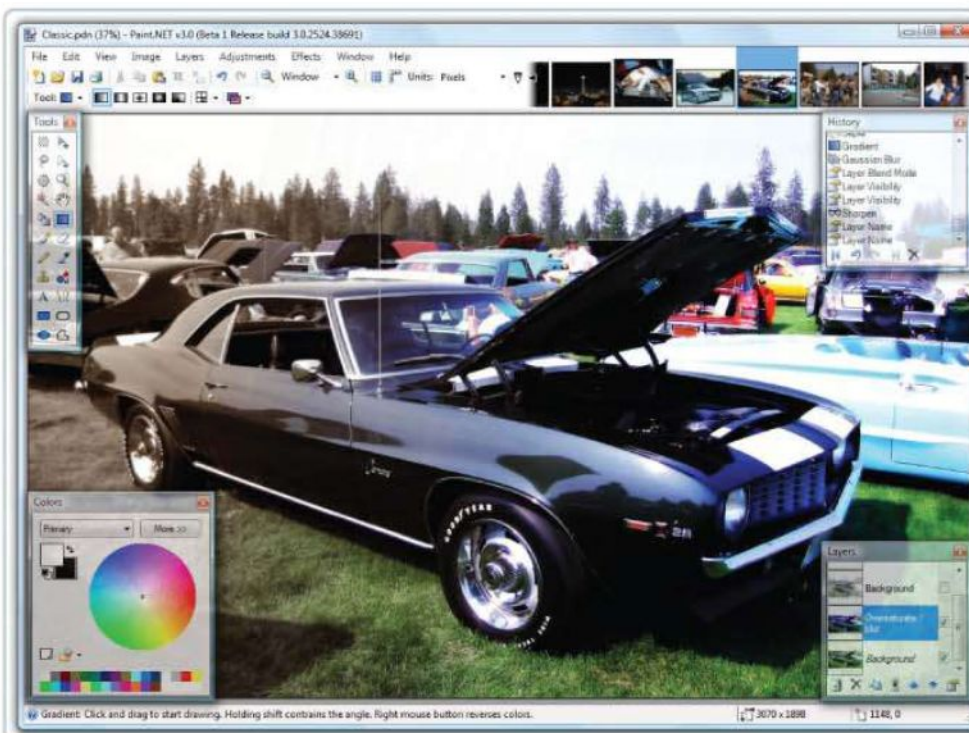
It's designed for situations where the Windows Paint program just fails to cut the mustard.

Effects include blur, emboss, oil paint, edge detection, explosion and pixellise, while the enhance colours option allows you to adjust red, green and blue levels along with brightness and contrast. There are sharpening and resolution adjustments too.

Some of the most obscure formats - such as those native to Sun and SGI (Silicon Graphics) platforms, along with bitmaps for mobiles - require additional plug-ins but these, too, are free downloads.


This latest 4.x adds support for a new paint plugin, support for previewing FLV files, new effects and much more.

It is a neat, free download that will satisfy the imaging requirements for most basic situations



Blur

Computer
active
BUY IT!



If you have children (or grandchildren) who play video games, then you

may have already seen games such as Mario Kart on the Nintendo Wii. The graphics are usually bright and bold, while the player drives miniature vehicles around a track, with weapons and power-ups that must be used strategically to knock others off the road.

Blur takes this formula and adapts it to a more grown-up style of racing game. There are licensed vehicles instead of go-karts, and the cartoony visuals have been replaced with realistic-looking environments based on real-life locations, such as Barcelona and even Brighton.

The driving physics are highly exaggerated, and the tracks are liberally peppered with colour-coded neon icons. Steer through one and your vehicle picks up a single-use weapon or power-up, such as a homing missile, electric shock, speed boost, shield and

so on. These can be either used against other drivers or to protect yourself against opponents' attacks.

Blur is thoroughly enjoyable, as it's a fast, furious and frivolous experience from

start to finish.

As usual, progression through the single-player career events unlock new cars and upgrades.

However, the game really comes into its own when racing against other players

either online or on the same PC in four-way split-screen mode. This obviously works best with a large screen, with two players using joypads, while the other two use the keyboard.

You'll also need a fairly powerful computer; the manufacturer recommends at least a Pentium D Dual Core 3.4 GHz processor and 256MB Nvidia Geforce 6600GT or better graphics card.



OVERALL: ★★★★★


THE ECONOMIC TIMES
presents
4th Edition

asia ITEX

ICT HARDWARE & SOFTWARE EXHIBITION

MUMBAI
Oct. 7-8-9-10

MMRDA Exhibition Centre (BKC)

NEW DELHI
Jan 14-15-16
Pragati Maidan

**The Global Meeting Place
for ICT Professionals**



FOCUS ON:

Hardware and System
Components | Software, Services
and ICT | E-Governance | Automation |
Consultancy | DBMS | | ICT, Electronics and Telecom
Products and Technologies Networking and Business
Communications | Enterprise and Business Communication
Solutions | E-Security | E-Commerce and Web Solutions
| ITES Technologies | Converging and Multimedia Technologies
| Data Centres & Warehousing | Outsourcing | Mobile and Cloud
Computing | Servers | POS Systems | Storage Solutions
| Wireless Technologies | Display and Digital Entertainment
| Data Recovery Back-up | UPS | Conductors, Semiconductors and
Insulators | Smart Card Technologies | SCM, ERP and CRM
| Virtualization | ICT & Telecom Infrastructure
| Security & Surveillances | IT Print Publications
| Marketing Services & many others...

**BOOK
YOUR SPACE
NOW!**

FOR SPACE BOOKING CONTACT:


Anita: +91 98336 45588, 98206 03890 | Sales Supprts: +91-22-4050 4900

Email: info@asiaitex.com | Website: www.asiaitex.com

Event Organised by:

ABEC
ASIAN BUSINESS EXHIBITION
& CONFERENCES LTD.

Prince of Persia: The Forgotten Sands



Computer active
BUY IT!

The summer blockbuster film season is here again, and with it the customary slew of disappointing game-of-the-movie tie-ins.

In this instance, however, the usual convention is turned on its head. The movie in question, *Prince of Persia: The Sands of Time* on IMDB *Prince of Persia*, is adapted from a video game (specifically 2003's excellent *Prince of Persia: The Sands of Time*), while the accompanying game is a completely new episode designed to sit alongside its big-screen brother rather than crudely replicate it in pixelated form.

The storyline in *The Forgotten Sands* takes place directly after the *Sands of Time*. The game looks and feels very much like a return to this era of the franchise, abandoning many of the stylistic and gameplay elements introduced into later princely outings.

Playing the game involves three

main elements: acrobatics, puzzle solving and combat. The gymnast Prince is a joy to control. It's hard to imagine [HYPERLINK "http://www.princeofwales.gov.uk/personalprofiles/princewilliam](http://www.princeofwales.gov.uk/personalprofiles/princewilliam)

[princeharry/index.html](http://www.princeofwales.gov.uk/personalprofiles/princewilliam)" to "More about Prince William and Prince Harry" t "_blank" William or Harry could pull off the same wall-running and pillar-climbing antics the Prince does.

the game doesn't make the same impact its predecessor did.



PRINCE OF PERSIA: THE FORGOTTEN SANDS



OVERALL: ★★★★★

**Buy the three ultimate
Ashampoo programs
for a special price now!**



ASHAMPOO® BURNING STUDIO 10

Faster,
more powerful
and easier to use than ever



www.burningstudio.com



Ashampoo® **WinOptimizer 7**

*Your specialist
for a perfectly optimized
Microsoft Windows® system!*



www.win-optimizer.com



Ashampoo® **PhotoCommander 8**

The only Tool,
you need for organizing,
editing, presenting and
sharing your digital photos.



www.ashampoo.com/apc

For more information on other Ashampoo programs go to:

www.ashampoo.com

Get comfy

The guidelines employers use to keep workers safe from strain injuries apply to home users too – we show you how to work comfortably

If you use a computer at work, you will be aware of the risks of repetitive strain injury (RSI). To prevent this condition, employers must ensure all employees are comfortable by assessing their computing area. This is great while you're at work, but have you thought about your home computer? With more people using desktop PCs and laptops at home, it's easy to lose several hours in front of a computer screen. If your eyes feel dry or you feel the odd twinge in your arms, back or wrists, read on as we explain how to ensure you feel comfortable at your computer.

Working on a home computer for a long time can increase the risk of repetitive strain injury (RSI). According to Avoid RSI (www.avoidrsi.com/rsi-symptoms.php) the condition displays different forms, most commonly a sore neck and back. In extreme cases the pain can be debilitating and require medical attention. Tiredness and dry eyes are another sign that you are spending too long at your computer. This should not cause permanent damage, but it is uncomfortable and can be easily avoided.

Perfect positioning

Whether you have a dedicated room for a desktop PC, or you use a laptop on the kitchen table, it is important that the area is planned. It doesn't need to be a large area, but if you've crammed a PC, printer, router and monitor on to a small table you may be suffering from bad posture.

To check whether your setup works for you, fill in an online checklist. Open Ergonomics www.openerg.com/dse/mainform.html offers a guide to setting up your computing area and includes a free online assessment. Fill in the form and when you reach the bottom click Get Advice for information on improving your computing area.

Whether you use the PC occasionally or frequently, taking regular breaks is valuable. The Health and Safety Executive (www.tinyurl.com/ghoyog) recommends a break of between five to 10 minutes every hour. If you frequently lose track of the time, set a



▲ Workrave shows exercises that you can perform during a rest break

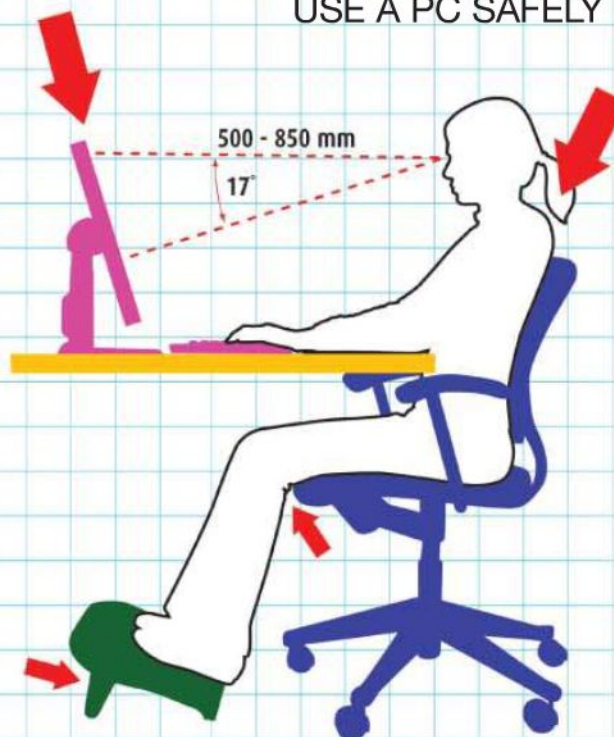

kitchen timer to sound every 50 minutes as a reminder to take a break. Alternatively, Workrave (www.computeractive.co.uk/2161765) is a free program that displays a pop-up when it is time to step away from your computer. After downloading Workrave, a window will appear on screen showing you how long it will be until your next break. To change the default settings, right-click on the Sheep icon in the Notification Area and select Preferences. Click on the tabs and change the values. Workrave also includes exercises you can try during a break (right-click on the sheep icon and select Exercises).



▲ If using a trackpad causes discomfort then plug in a mouse



▲ A graphics tablet could be more comfortable



- Notification Area** An area on the bottom of a screen that shows which programs are running.
- Pop-up menu** A menu that appears on screen when you click something.
- Resolution** The amount of detail shown in an image, on screen or printed.
- Router** A device used to connect more than one computer or other device to the internet.
- Tab** Icons at the top of a window that can be clicked to view different pages.

Don't take laptops literally

It's tempting to move your laptop to the seemingly more comfortable convenience of the sofa. However, this can cause problems if you use your laptop frequently.

When using a laptop the main problem is the keyboard being so close to the screen, which leads to poor posture when bending forward to look at the screen. Prolonged use of the touchpad can also lead to wrist strains.

For good posture, make sure your laptop is placed on a flat, sturdy surface and the top of the screen is level with your eyes. If you hunch over your laptop, raise it up with a laptop stand or a sturdy book (but make sure the cover isn't shiny as the laptop may slide off). For a list of tips for using your laptop correctly, visit www.ergoindemand.com/laptop-computer-ergonomics.htm and visit the NHS advice page at www.tinyurl.com/oq9z9m to watch a video on stretching exercises.

Most laptops come with at least one USB port, so if using the touchpad causes discomfort then consider connecting a mouse or a graphics tablet. Travellers can buy mini-mice, such as the Acer Laptop Mouse to use in small working areas.

And finally, don't take the word laptop literally. It may seem a good idea to rest it on your lap while the TV is on, but the laptop could overheat and cause soreness or even mild burns.

Think of the children

If your children use a computer, it is important to make sure they sit correctly so they don't develop postural problems. You should also consider the height and position of a monitor and keyboard for small children. Visit www.tinyurl.com/oxmdkt for videos on teaching your children to use a computer safely.

A few small changes to the way you use your computer will reduce RSI risks and improve your productivity, whether you're young or old and using a desktop PC or a

laptop. There are plenty of resources online offering tips and videos to help you prevent occasional aches and pains from becoming more serious problems. So sit up, relax and enjoy the benefits of comfortable computing.

Top tips

Monitor

Keep your screen clean. Sprays are cheap and formulated for different monitors such as Maplin's computer screen cleaner. Adjust the brightness, contrast and resolution of your screen to reduce eye strain.

Lighting

Make sure lighting is not too bright and there is no glare, as this can aggravate eye strain. Do not place the monitor in direct sunlight as this will make the screen appear washed out.

Keyboard

Ensure the keyboard is a suitable distance from the monitor, keep your wrists straight and don't overstretch when typing. Touch



typing can combat neck strain because it stops you looking between the keyboard and monitor. Visit www.sense-lang.org/typing/freetutorials for free, online touch-typing lessons.

Posture

Sit at your computer in a relaxed position and make sure your back is supported to keep muscular movements to a minimum. Keep your feet flat on the floor and make sure the backs of your knees do not touch the chair.

Cash in on your skills

Your skills and experience could earn you a tidy sum – with a little help from your computer

Mention selling on the internet to most people and they'll think of clearing their clutter and putting it on Ebay, or running a small business flogging things they've made, or bought from another supplier; that's the accepted thinking when it comes to selling online. However, plenty of people make money by selling something less tangible than a collection of porcelain figurines or the rolling chassis of a Triumph Herald. These people are selling their skills – the ability, for example, to restore a Triumph, or the cabinet-making know-how to house those figurines.

Not just goods

Skills don't wear out, fall out of fashion or break. Just about everyone has a skill of some sort. If you've a knack for piano tuning, or a garage full of power tools and not enough DIY projects to fill your day, then it's worth considering putting these things to use. Selling your skills



▲ Workrave shows exercises that you can perform during a rest break

online can be a great way to make money on your terms and at a time of your choosing.

The first thing to consider is the sort of service that will attract customers. It helps to have experience. This is where training, education or career can come into play. Alternatively, it may be worth looking to hobbies or interests. For example, Computeractive readers have a better-than-average knowledge of computers and may already help out friends and family with PC problems. Those with a knack for solving them quickly and simply,



plus the ability to get on with just about anyone, might consider a little PC fixing on the side. Alternatively, that after-work woodwork class and garage full of tools, or years' worth of experience fixing up furniture can be brought into play.

The internet is a great way to sell services both locally and at a distance. It pays to take a look long and hard at how and where services are sold. There are plenty of sites that list local services – search for a plumber or dry cleaner in one area using Google and you'll find many sites selling listings but not that many sites belonging to the plumber or dry cleaner themselves. As an example, we searched for a gardener – not such an easy job, you might think.

Luckily, this search pulls up a couple of good examples of how people looking for your service might shop. At the top of the results is the directory listing the modern equivalent of the old classified-ads section in a local paper. Next there's *askme.com*, the descendant of the old Yellow Pages. Finally, there's Google's own listings – gardening services that the search engine calculates are near your area. A quick look at the services advertised makes it clear that most are small businesses, rather than sole traders, and are likely to have spent considerable amounts of time or money building an online presence. It may be worth using a search engine such as Google to find the sort of service you plan to offer – this will give you a good idea of how the competition advertises, where it advertises and what people find important to know about a service before buying.

Going local

Many websites that list local services either charge for their services or compete directly with a multitude of other listings sites. Most sites such as offer a decent service but they also compete for space in search results against many

others, including Google itself. A trusted local site is a benefit, so when you're thinking of selling your service online, consider which ones seem strong in the area. Give the local newspaper's website a go, too, especially if listings are free or cheap. Ask around and find out how friends in the area find services. Often, aside from word of mouth, local papers' websites and services see plenty of use. It's these that are perhaps the best place to start.

Most of us are already pretty familiar with the idea of selling second-hand goods but not with selling less tangible things. Although it's not strictly required, if you are offering a service as an individual, it's probably wise to look at how companies offer services and apply the same practices of fair dealing.

Finally, don't be put off by the idea of offering a service using the internet, there are loads of ways to sell online. Many sites, such as Gumtree and Ebay, feature both classified advertising and people selling services. A quick scan of Ebay turns up paint shops ready to powder coat bicycle frames, gardeners offering four-hour blocks of their time in specific regions and more. Think about what skills you have, who might buy them and get online and sell them.

Maintenance or myth?

Many programs offer to speed up your PC – but what do they do, and can they really help? We investigate

No matter how fast a PC is when it's new, the chances are you will eventually end up wishing it was just a little bit faster; a little quicker to start, perhaps, quicker when running programs or swifter when downloading files from the internet.

It's no wonder, then, programs that claim to provide a speed boost for PCs are big business. Adverts for them are all over the web, offering dramatic increases in download speeds, massive amounts of extra disk space and all manner of other fixes.

But are they worth the money, or are they just the modern-day equivalent of 'patent medicine' and 'medicinal compounds', offering plenty and delivering little? Can a PC really be made to run much faster just by installing another piece of

software, and what do these programs really do? We will explain all.

Slow and unsteady

We all love to try new software, especially if it's free, and often jump at the chance to upgrade to the latest version of a new program. But the process of adding and removing these programs can take its toll.

Perhaps files take too long to download, or Windows takes an age to start each time the computer is switched on. Maybe there are lots of icons cluttering the screen, belonging to applications that were installed and never used, or the hard disk is so full of junk that there's no room to store anything useful.

Even if you don't overload a computer with new software, it's natural for it to seem slower over time. The latest programs are always written to take advantage of new hardware – in Windows Vista, for example, the fancy graphical effects rely on having a fast computer; put it on an older one and it will seem slow.


Most people wouldn't expect to be able to speed up a really old computer to give it the power of a brand new one, just by running a piece of software. After all, if it was that easy why would anyone buy a new PC?

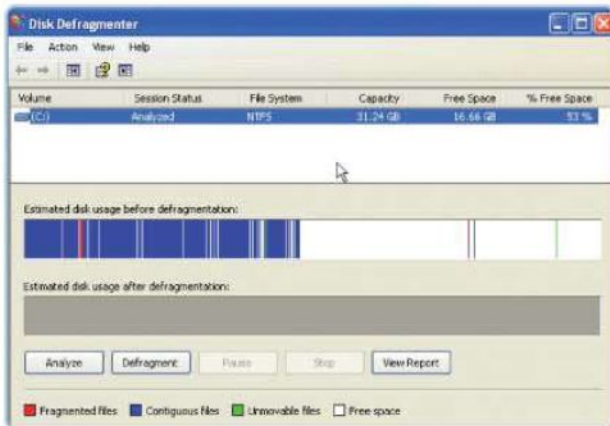
But when companies offer tools that claim to make a PC feel as fast and responsive as it did the day it was first set up, it's no surprise that speed boost tools are big business.

Disk diagnosis

To work out whether it's worth spending money to make a PC faster, you need to know a little bit about what exactly is causing it to go slowly in the first place. There are quite a few possible causes.

First, there's the hard disk. On a new computer this is mostly empty, so when a file is saved it will be created in one place. Over time the disk fills up with extra programs you have installed and the files that you created, so things become more complicated. Imagine an empty room that you need to cover with planks of laminate flooring, each a different length, that need to be laid down in order. With the floor empty to start with, it's initially easy to find space for every plank as you take it off the pile, but eventually most of the room will be full and finding room for the next will be





▲ Rearranging data on a disk is known as defragmenting

tricky. Eventually you'll have to cut one into pieces to put it down. This is, essentially, what a hard disk begins to do with files: chops them into pieces that can be scattered across the disk. This means that to read a file it has to jump from piece to piece – and that process slows it down.

So, one of the techniques used by PC optimisation software is to take these files and shuffle them around so that as many as possible are stored in one place – a process called defragmentation. This technique can produce a real speed increase, although it's important to note that Windows includes a tool that does the same thing: open My Computer, right-click on the icon for a hard disk, choose Properties, click the Tools tab, and then click Defragment.

Clear the clutter

Before defragmenting a disk it makes sense to clear away any files that are no longer needed – think of it like removing furniture from the floor of the room we mentioned earlier, before trying to rearrange the planks. Most PC optimisation tools allow you to do this by searching for and deleting any temporary files that have been created and abandoned. Again, Windows includes a basic tool that can help with this: try the Disk Cleanup wizard, found next to the Defragment option already mentioned. Another great way to speed things along is to remove any programs that are still installed on the hard disk but are no longer used. Click Start, then Control Panel and then Add/Remove programs ('Uninstall a program' in Vista). Look down the list of programs and remove any that are no longer needed.



▲ Revo Uninstaller removes stubborn programs



▲ Find safe software downloads on the Computeractive website

This Windows tool works well at removing programs but some PC optimisation programs do a better job. Some programs cannot be uninstalled using the Control Panel, while others leave files or settings behind. Programs such as Revo Uninstaller can do a more effective job at removing stubborn programs and tidying up any files that get left behind on your PC.

Information overload

Removing programs and files is, however, only one of the methods used by PC optimisation tools. One of the most crucial parts of Windows is the registry (see the box on page 82). This contains lots of information that controls how the PC behaves, spread across a few files on the hard disk.

The registry is fairly well organised but it will still take time for Windows to track down the information that it needs. The more information it contains, the longer it takes to search through – and there's a lot of information there. There are things such as lists of the most recently opened files, for example, as well as individual program preferences and more. Each time a program is installed, or removed, the registry will grow, and it seldom gets a thorough clean out.

So, another trick used by PC optimisation tools is to clean out the registry. Some simply look for and delete information that isn't needed any more. You could do the

➔ The Genuine article

Spend a while on the web and sooner or later a pop-up advert will appear offering to speed up your PC or remove malicious software that's slowing it down.

Sometimes you'll even see realistic-looking screens that will show the computer's hard disk being scanned, before a message reveals that a particular product will solve everything and give the PC a new lease of life.

All too often, messages like these are scams; there's no infection or problem detected and

no real solution on offer. Some want to sell you a program that does very little or nothing, while others are in fact malicious software.

With this in mind, it's best to stick with PC optimiser tools that you know are safe. Legitimate companies including Uniblue (www.uniblue.com), Iolo (www.iolo.com) and PC Tools (www.pctools.com) all sell legitimate PC optimisation tools, and free alternatives include Ccleaner.



Jargon Buster


Techno babble demystified...

 **Backup** A file, folder or external storage device that stores copies of documents.


Compression The process of reducing a file's size by encoding the data.

Download Transferring files onto your PC directly from the internet.

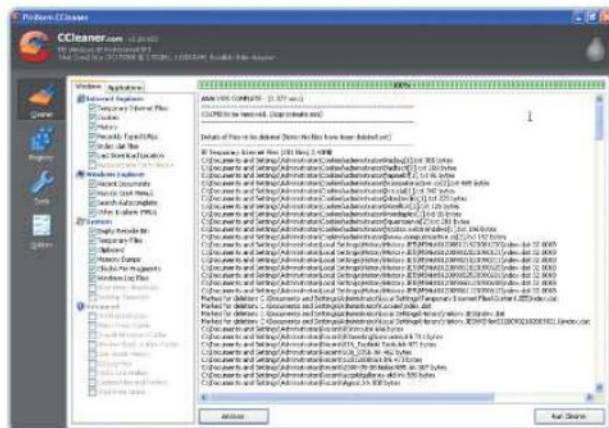
Hard disk A high-capacity disk fitted in PCs to store applications and files.

 **Icon** A small image used to identify a file or application.

mp3 A standard for compressing digital audio.

 **Wizard** A step-by-step process that helps you choose settings.

Zip file A file that contains compressed files.



▲ Programs like CCleaner will clean up the computer's registry

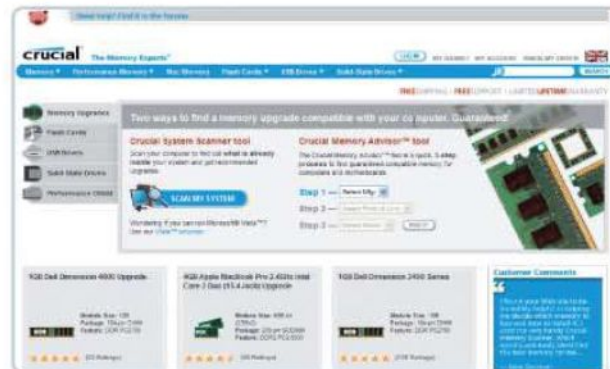
same thing yourself, although we don't recommend this as removing the wrong information can be disastrous and it would take a long time to sort through thousands of entries by hand. But is this kind of cleaning worth doing at all?

The answer is that it can make your PC faster, though not by a huge amount. It certainly takes longer for a PC to search through a large amount of information than a small one but the difference equates to fractions of a second. If, like the people who work for Computeractive, you are always installing and removing software to try out, then you might see a small difference. Free tools such as CCleaner can help with this sort of cleaning up.

Starting blocks

The registry is also one of the places where Windows looks for information about which programs to load when it starts. Many programs decide, when you first install them, that they need to run each time Windows starts. Sometimes this is entirely reasonable but in other cases it's just a pain. What's more, it's often hard to prevent this from happening.

Windows provides some tools to limit what programs run when the computer is started but none are easy to use and it's often all too easy to stop the wrong program and cause problems. PC Optimisation tools such as Uniblue



▲ Check how much memory your computer can accept at an online shop, such as Crucial

SpeedupmyPC can help by making the process easier, and make a huge difference to the time it takes for a computer to get started.

Net gains

Many programs also claim to be able to speed up internet access. There are some programs that really will speed up certain aspects of the net – Onspeed (www.onspeed.com), for example, compresses much of the information you download so that it takes less time to arrive on your computer. The downside is that images come out fuzzier and there's no improvement when downloading files that are already compressed, such as zip files or mp3 music.

Some other programs that claim to boost internet speeds actually alter settings in the registry so that information is transferred to and from the internet in slightly larger chunks – this can make a difference, but it can also be done with free tools such as TCP Optimizer (www.speedguide.net/downloads.php).

All in all

So far we've looked at the methods used by optimisation tools, and what kind of real difference each can make. We've also seen that in most cases these tricks can make a difference to the speed of a PC – but not necessarily a huge one. So, what if you do have a PC that's really sluggish and needs a huge pick-me-up?

If you're prepared to spend a little money speeding up your computer, the surest way is to add more memory. If your PC has 512MB or 1GB of memory, upgrading to 2GB can make a huge difference. It's important to check exactly how much memory your computer can accept and you can do that at shops such as Crucial, by entering the model number of the PC.

Does this mean there's no point in optimisation tools? Not at all – many are a convenient way to perform many small but useful tweaks quickly and easily. It is, however, vital to make sure that you use a legitimate tool as we have seen malicious software masquerading as optimisation tools – see the box on page 81 for details. As long as you don't expect too much, though an optimisation tool can be a handy part of your PC software toolkit.

Take the register

Many of the programs designed to optimise computers make changes to the Windows registry. This is a system used by Windows to store user preferences and system settings, such as details of internet connections, or which program is used to open a certain type of file.

Windows includes a program called regedit that can be used to manually alter the registry, so why would you spend money on programs to get the same results?


The answer is that it's much safer. Making changes to the registry by hand is time consuming and difficult, and if you delete or edit the wrong thing Windows can be seriously damaged.

If you do decide to optimise the registry using a tool, we recommend making a backup first just in case anything goes wrong – most optimisation tools will offer to do this at the start of the process, and can then undo any changes that cause problems.

Computer active

THE ONLY PLAIN ENGLISH COMPUTER MAGAZINE!

PUBLISHED
MONTHLY WITH
A POWER-PACKED CD



12 issues
+ SOFTWARE CD
only Rs. 900

Subscribe Now!

The Knowledge Boost Plan

- ☐ **Pay Rs. 2000 for 3 years subscription**
and save Rs. 1600 on the cover price
- ☐ **Pay Rs. 900 for 1 year subscription**
and save Rs. 300 on the cover price

Overseas Subscription Plan

- ☐ **Pay Rs. 5500 or USD 120 for**
for 1 Year subscription by air mail post
- ☐ **Pay Rs. 12500 or USD 275**
for 1 Year subscription by courier

YOUR DETAILS (ALL DETAILS IN CAPITAL LETTERS)

Name: Mr/Ms
Occupation:
Date of birth:
Address:

City: State:

Pincode: Email:

Phone (Off): Phone (Res):

Kindly draw the cheque/DD/PO in favor of NEXT GEN PUBLISHING LTD.

(Please add Rs. 20/- extra for outstation cheque)

Please find enclosed Cheque/DD no.

Dated: Drawn on:

Bank:

Branch:

Or please charge my credit card

☐ Visa ☐ MasterCard

Card No.

Card expiry date:

Name:

(as appears on card)

Date: Signature:

TO SUBSCRIBE USING YOUR MOBILE

SMS 56161 with the words-

'Subs CA' with your name, city & email address.

Example - 'Subs CA Ajit manjrekar, Mumbai,
ajitm@myworld.com'Signature

Please complete the order form and mail it to us at Next Gen Publishing Ltd.,
2nd Floor, C Wing, Trade World, Kamala Mills Compound, Senapati Bapat Marg, Lower Parel (W),
Mumbai 400013 India. You can also fax the order for credit card purchases to +91 22 2444 8289
For clarifications, email: subscriptions@nextgenpublishing.net or call +91 22 4352 5252

TERMS AND CONDITIONS: Please allow 4-6 weeks for processing of your subscription. Copies will be sent by ordinary post only. Next Gen Publishing will not be responsible for postal delay, transit losses or mutilation of copies. No cancellation of subscriptions will be entertained after commencement of subscription. Please mention your name and address on the reverse of your CD/Cheque. All disputes are subject to the exclusive jurisdiction of courts in Mumbai only.

ngpay™
mall on mobile

NEW

Subscribe using Credit Card over the phone

CALL

+91 22 4352 5252

Monday - Friday, 9.00 am to 5.30 pm

subscriptions@nextgenpublishing.net

Powered by

atom™
the 'new way' to pay

NO PROBLEM

noproblem@nextgenpublishing.net



ANSWERS TO PC PROBLEMS

Our team of experts solves
your computer, software &
internet problems

Jargon Buster

Techno babble demystified...

- **Attachment** A computer file, such as a word-processor document or spreadsheet, sent along with an email message.
- **Dial-up** A component of Windows that allows PCs to connect to the internet using a modem and a telephone line.
- **Download** Transferring files onto your PC directly from the internet.
- **DVD** A type of disc able to store up to 4.7GB of digital data, including full-length movies, with excellent-quality sound and pictures.
- **Format** To prepare a disk for use.
- **GB** Gigabyte. A measurement of storage, usually for hard disks. 1GB is equal to 1,024 megabytes.
- **Hard disk** A high-capacity disk fitted in almost all PCs and used to store both applications and the documents and files they create.
- **Imap** Internet Message Access Protocol. A system that allows email users to manage messages stored on a remote server.

Merging cells in Open Office

Q I have two sets of data in an Open Office Calc spreadsheet in two columns. I would like to combine these in column C. I am only interested in the data not the formulas that produced it. I want to copy the data elsewhere, in the same page, or in another sheet, or transfer it to another program. I don't want the underlying formulae.

Pooja Rathod

A There are a couple of concepts here with spreadsheets, neither of which is difficult to overcome.

The first is combining the two cells. We're assuming from what you say that they are text rather than numbers to be added or subtracted.

To combine the text in cells A4 and B4 use the following formula =CONCATENATE(A4;B4). You may want to add a space between the cells, in which case the formula should be written as =CONCATENATE(A4;" ";B4). There is a similar command in Microsoft Excel, but it is written slightly differently. For the same example the formula would be =CONCATENATE(A4," ",B4). You will notice that the only real difference is that a comma is

used to separate the different bits of information.

The only problem with adding a space between the cells is if there is already a space at the end of the first cell. This is easy to solve with the trim function that is available in both Calc and Excel. The final formulas for Calc and Excel are =TRIM(CONCATENATE(A6;" ";B6)) and =TRIM(CONCATENATE(A6," ",B6)) respectively.

The second part of the question is about copying the combined text as a value rather than a formula. As far as Excel or Open Office are concerned, there's no need to do this as they will work the same with the contents of the cell whether it is a formula or a direct entry. It also helps you to update the spreadsheet.

If you need to change a name in a list, all the names will be updated automatically. If the chain of the formulas is broken, you would have to do this updating by hand, which takes more time and adds the potential for mistakes.

If you are sure you want to break the links of formulas, this is done by copying the range of information and then using a special Paste command. In Excel, select the range of cells and press Ctrl and C together to copy it to the clipboard. Left-click on the cell you want to start the copied range from, click on the Edit menu and then Paste Special. Click in the circle labelled Values, then on OK.

Open Office works a little differently. Select and copy the



▲ Paste values if you don't want to copy formulas

cells in the same way and then click on the Edit menu and Paste Special. Click in the box labelled Paste all so that the tick disappears and the other options below will become available. Click in the Formula box so this tick disappears as well, then click on OK. The result of the formula will then be pasted in the cell.

Where's my disk gone?

Q I recently used Paragon Drive Copy to make a backup of my hard disk to a new external hard disk. I have ended up shrinking the total capacity of my external hard disk to the same as my existing hard disk – 140GB. Even if I try to format the external hard disk I cannot regain the lost capacity.

The problem could be down to me as I tired of waiting for the hard disk to be copied and aborted the operation. Is there any software I can purchase that would solve this problem?

J Nigam

A Paragon Drive Copy makes an exact copy of your hard disk, which means that even if the disk you're copying to is bigger than the one you're copying from, you'll end up with a second disk the same size as the first, which is what's happened.

For example, your main hard disk is 140GB, but let's say the external one is 200GB. What you've got after the copy is a 140GB external hard disk. The extra 60GB hasn't disappeared, though, but it's not allocated to a disk drive letter, so Windows has no idea it's there.

You can rectify this by making what's called a new partition using the disk management tool built into Windows, but there's one thing to beware of: the tool is capable of deleting an entire disk with a single click, so make sure you take extreme care and only click



▲ Add a new partition to get your disk space back

on the external hard disk, not anything else.

Open the Start menu and right-click My Computer, then select Manage from the menu that appears. In Windows Vista you may be asked to confirm this action. You'll then see the Computer Management window. Select Disk Management from the list on the left. After a few seconds you'll see a display like the one above, with a list of disks on the computer at the top and a graphical representation of them below.

On the external disk, you'll see that part of it has been allocated to a disk drive letter (probably D, E or F) and there is some space either before or after that marked as Unallocated. Right-click this area and select New Partition, then click Next in the wizard that appears and select Extended Partition, then Next again.

In Vista the appropriate option is called New Simple Volume. Click Next to give the partition a size, which should be the same as the maximum disk space shown on the screen. Click Next and choose a drive letter from the dropdown list.

Next you need to format the partition. Select 'Format this partition with the following settings', choose NTFS for the file system and Default for the unit size. You can give the disk a name if you wish. Click Next, confirm that all the options shown are correct, and click Finish. Follow any prompts that

appear.

Formatting the disk will erase any data on it. Since we're creating a new partition (or new volume in Vista) this isn't a problem, as there wasn't anything on it before. But that's why it's important to make sure you've selected the correct disk in the steps above. Vista users can find a step-by-step guide to the above with pictures at www.snipurl.com/elzm6. Scroll down to 'How to create a new partition'.

Missing hard disk

Q My new hard disk appears to have disappeared. I am using Windows XP and have tried two system restores, but without success. When I start restore there is a message to the effect that drive G (the new HD) won't be affected by the restore as it has been removed or switched off.

In My Computer it is not listed in the drives that appear, but if I go into device manager and click on hard drives it tells me that Samsung HD103UJ (the new disk) is working properly.

Ankit Deshmukh

A The description shows that the problem is likely to rest with the partition.

Partitions are areas of a disk that have been prepared for use with Windows (or whatever operating system you happen to be using). Normally, they fill the whole disk, but there are times when it is convenient to have more partitions.

It is possible that the partition has been deleted, although as the process isn't completed in a couple of clicks, it's surprising that you hadn't noticed. Just like deleted files it may be possible to recover the partition, though sadly there are not any free tools for this.

Paragon Partition Manager 9 Personal comes with the ability to undelete partitions. You can read a review at www.computeractive.co.uk/2217773. If the disk doesn't appear in the Windows Disk Management tool, this suggests that the disk itself is either disconnected or broken. If so, check it is connected properly.

No mix recording

Q When I tried to record sounds from a computer using the Stereo Mix from Issue

Tete-a-tete with Kaspersky experts

Computer Active invites queries and questions related to Internet Security from its esteemed readers in the forthcoming issues.

Starting the September 2010 issue, we plan to publish reader's queries and concerns related to Internet Security and Kaspersky Anti-Virus and Internet Security experts will respond. Senders of the top three published questions will receive exciting free gifts from Kaspersky.

Please email your questions along with your address and contact details to ca@nextgenpublishing.net.

289, I got the same icon as in the tip but it was labelled 'CD audio' high-definition audio device, not stereo mix, so I could not record sounds.

My computer is relatively new: it has Windows Vista Home Premium, with on-board sound and an Asus P5KPL motherboard. Does this mean I cannot record sounds, or is there something I can do?

Geetanjali Das

A The problem here is that Windows Vista

sometimes disables the Stereo Mix option and then decides not to display disabled items in the Recording Devices window. Click on the Start button and then on Control Panel. Left-click on the Hardware and Sound title and then on Manage Audio Devices in the Sound section. Click on the Recording tab.

Right-click in an empty part of the white section and then left-click on Show Disabled Devices.

The Stereo Mix icon should appear, but it will be grey to show that this input has been disabled. Right-click on it, then left-click on Enable. The icon will now be in colour and you can select Stereo Mix in recording software such as Audacity.

checking the email account too frequently, using up all of the allowed attempts before your wife can access her email.

The solution is to increase the time Outlook Express waits between checking the account. Click on the Tools menu and then on Options. Click on the General tab and look for the entry Check for new messages every. Click in the text box and type a larger number – 20 minutes should be often enough. Click on OK. These instructions also work for Windows Live Mail.

Blocked email

Q I have an old Gateway computer with Windows 98SE and a dial-up connection to the internet. I have been sent an email with a large attachment; my email software starts downloading emails but takes far too long. I want to delete the attachment but can't do that without downloading it. Is there an alternative?

Pradeep Churi

A There are a couple of ways to do this, depending on the changes you want to make to your computer. Firstly, make absolutely sure your security software is up to date when using the internet with this computer. Microsoft is no longer fixing security problems with Windows 98, so you may be vulnerable.

The simplest way to delete the offending email is to use a website to access the email without having to download the attachment. Many ISPs provide a webmail service for their email, so ask if you are not sure. If they do not, there are independent services such as www.mail2web.com. Enter this address into the Address Bar of your browser (the one at the top) and press Enter.

For extra security we recommend that you click on the Secure Login link. Type in your email address and the password into the appropriate fields and click on Check Mail. Mail2web guesses the server settings for the email account,



Internet Service Provider (ISP) A company that provides you with an internet connection, either for a fixed monthly fee or for the cost of local call charges.

Motherboard The main circuit board inside any PC into which every other component connects.

NTFS NT File System. A file system used by Windows NT, XP and Vista.

Partition A large hard disk can be split into two or more partitions or 'virtual' drives.

Pop3 Post Office Protocol 3. A system for remotely accessing and retrieving email from an ISP. Most email applications and ISPs use Pop3.

Spreadsheet A software application for creating sheets of calculations.

SSL A technology for keeping information secure and secret when sent over the internet.

Wizard A step-by-step process that helps you choose settings.

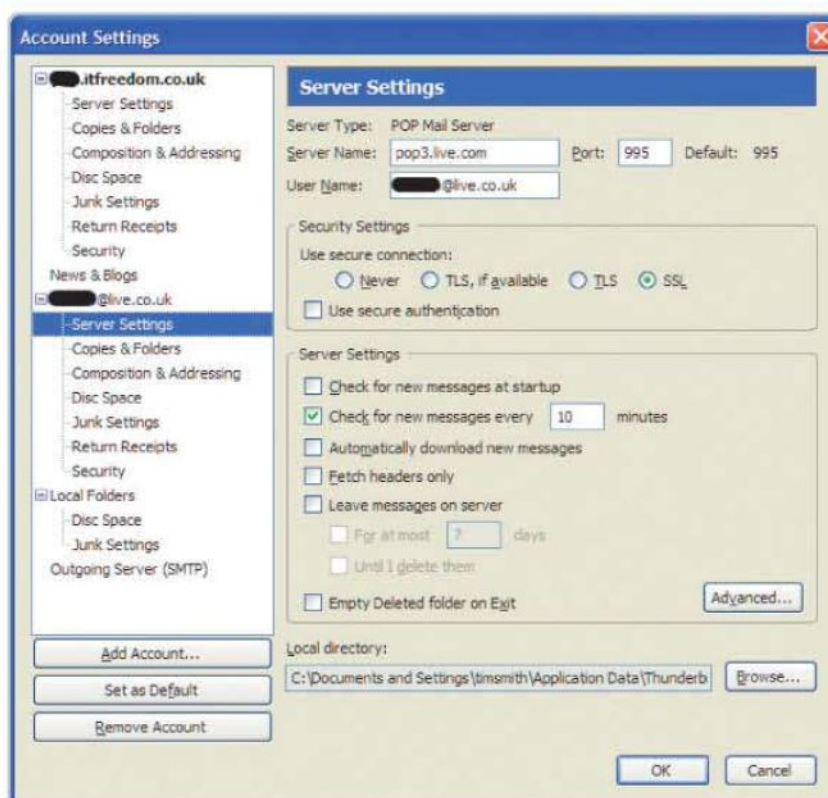
Checking too often

Q My wife and I have email addresses with the same Talktalk account. Mine works fine on Outlook Express, but all she gets on her laptop is the following message: "There was a problem logging onto your mail server. Your password was rejected. Account: 'mail.talktalk.net': Protocol: POP3, Server Response: 'ERR Login failed.', Port: 110, Secure(SSL): No, Server Error: 0x800CCC90, Error Number: 0x800C92."

Talktalk has done tests and claims it is not a fault in its system. My wife can use her old Freeserve email address OK. What do these codes mean?

Jeet Parekh

A According to the Microsoft Support website article on the problem (www.snipurl.com/ev2o5), this error message means the email account has been accessed too many times within a fixed time period. It's not uncommon and is a way to prevent the ISP's servers being overloaded. The most likely cause is that the email client on your desktop computer is



▲ Thunderbird can download a summary of emails to speed up downloads

so click on the Advanced Login link if the login does not work. Enter the server name, whether the account is Pop3 or Imap, and if the SSL security technology should be used. You can find this information in Outlook Express by clicking on the Tools menu and then on Accounts. Double-click on the email account and then on the Servers tab. The option to select SSL can be found in the Advanced tab. Make a note of these options and try again.

A longer-term solution is to use Mozilla Thunderbird to read your emails. Rather than download the whole email, Thunderbird can be told to download a summary. This is enough to decide whether or not you want to keep the email.

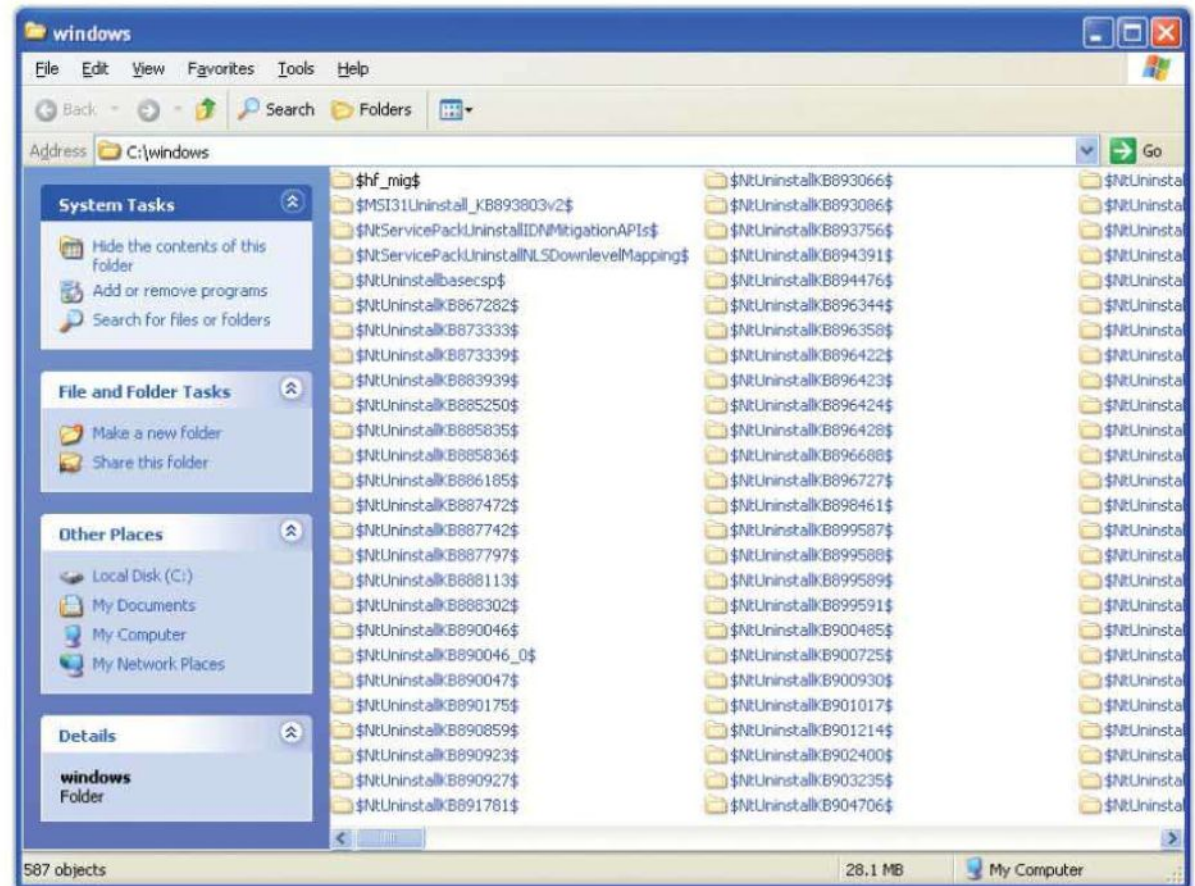
Thunderbird can be downloaded from internet and works with Windows 98. Follow the wizard for creating an account. Click on the Tools menu, then on Account Options. Click on Server Settings in the left-hand column for your email account. Click in the box labelled Fetch headers only about half-way down so that a tick appears. Click on OK to save the settings. You can now quickly download the message summary and delete it.

Getting rid of update files

Q I download all the important Windows XP updates as they are recommended to me. There is a malicious software removal tool every month. Do these go out of date as each new download is installed? If so, there must be some room on my hard disk that I can reclaim: how do I do this?

Mayuri Nair

A You're right, the malicious software removal tools do get updated every month – they're designed to remove specific



▲ Windows Update files can be safely deleted

programs that harm the computer and, as these change, so does the tool. In theory, the computer should automatically delete old update files as they're made obsolete, or it will overwrite the old tool with the new one. As you can imagine, though, this doesn't always happen as planned, so it is possible to clear them up yourself.

Open the Start menu and click Run, then type C:\Windows and press Enter (or open My Computer, double-click the C: icon and double-click the Windows folder). If you are warned you should not tamper with the files in this folder, click to consent that you want to anyway. Now click the Tools menu and select Folder Options, then click the View tab and find the entry 'Hidden files and folders'. Click 'Show hidden files and folders' and click OK. In the Windows

folder you'll now see a list of files highlighted in blue, all beginning with \$NtUninstallKB... These are the temporary updates and you can delete them all. Just make sure you only delete the ones that begin \$NtUninstallKB. Do not remove anything else or

you may prevent the computer from starting up next time.

You can also use the cleaning tool built into Windows to free up more space: open the Start menu and click All Programs, then Accessories, then System Tools, and finally select Disk

We can work it out!

If your PC or software is driving you up the wall, send us the details of the problem and we'll try to print a solution that will help you

Contact us by email at noproblem@nextgenpublishing.net or by post at: No Problem, Computeractive, Next Gen Publishing Limited, Khatau House, 2nd Floor, Mogul Lane, Mahim (W), Mumbai - 400016. Whether responding by post or email, please include your telephone number and address. Unfortunately, we can't reply personally to your letters and emails or give technical advice over the phone. When sending a query, tell us about your PC and include full information about the hardware and software you're using. Screenshots of your problem would also be useful (try hitting the Print Screen button and then using Paste in the Edit menu of your image processor).

Cleanup. It may take a while from this point as the computer is going to figure out exactly what on its hard disk can be removed safely.

Once it has figured this out you'll see a list of the various ways in which the computer is using up space that can be recovered, including the Recycle Bin which can be emptied, previous installation files and the files left by Windows Update. Tick all the ones you'd like to clear out and click OK.

We don't recommend selecting the Compress Old Files option as this often takes a long time to run with little gain in space afterwards.

Open Office Auto Correct

Q I am using Open Office and have a problem with the Auto Correct feature. I am trying to use it to enter text. I have entered my own words into the list, but when I am typing they are not recognised at all; however, the 'default' words that are already there in the list are recognised. For example, when I type 'fe' I want it correcting to 'Fiona', but it just won't do this. I have tried many words but can't get any of my own words recognised or corrected.

Divya Ramchandran

A Click on the Tools menu, then Auto Correct. Make sure the Replace tab is selected, left-click on it if the text is not in bold. Type the code in the Replace text box and the full text in the With box. Now click on New to confirm the change. It's not obvious but you have to click on New after entering the text. Click on OK when you have finished adding the replacement words.

If it still isn't working, it may be that it has been disabled. Click on the Tools menu and then Auto Correct. Click on the

Option tab. Make sure there are ticks in both boxes in the Use replacement table. Click on OK.

What about archive CDs?

Q In a part issue, Said Hany asked about secure storage on DVDs. Your reply justifiably said that DVDs were not the most reliable medium for important data. Kodak makes Archive Gold DVDs and CDs. These are not cheap, but they do have a 100-year guarantee.

Bhakti Shah

A Gold discs are not common in computer usage, but you're right. In theory, such a disc – if it's made well and just as important stored well – should last for a long time. Bear in mind that just as important as the discs are the cases – you should always use the cases the discs come in, as they may be made of specially treated plastic.

Our previous advice about keeping discs in cool, dry conditions away from bright light and heat sources still applies and will enhance the life of the discs.

We're not convinced how much a data life guarantee is worth. While Kodak has already been around for more than 100 years, and we can certainly see it being around for another 100, how much will such a guarantee get you at that point?

The information page we found on Kodak's website stated that the guarantee only covers the cost of the disc, not the value of what might be stored on it, www.snipurl.com/ex5rs.

Those interested in the technical details of why these discs are better than normal CDs and DVDs can find a discussion of a similar product at www.snipurl.com/elxcr, but

be warned, it quickly goes into the details of the physics and chemistry of the discs.

We'd be happier with a hard disk-based backup regime, but if you'd prefer to use CDs, archive-quality ones such as this, from a reputable manufacturer, are a good idea.

We've seen the discs online for less (or in smaller quantities), but do beware – it's quite common to find counterfeit discs for sale online, so you may wish to contact Kodak directly to find a suggested stockist online or in your area. The company's online shop on www.kodak.co.in.

Removing programs

Q In an article, you describe how to remove programs from the hard disk to speed up the computer. From the titles in my list of currently installed programs it is not always apparent what can be uninstalled without removing something that might be useful, or, even worse, a program that is essential to the running of the computer. Please could you advise?

Tapan Kumar

A There are thousands of programs available, any of which could be installed on your computer, so you'll understand that it's impossible for us to provide a definitive list of what is and isn't safe to remove. We all hear horror stories of people who delete things from their computer that turn out to be vital to its running, but the fact is that if you use the Add or Remove Programs tool in Windows it's unlikely to cause any problems – the horror stories come when people take it upon themselves to delve into the file system and remove files or folders.

Generally, you should recognise the programs in the list you use regularly.

Obviously, these should stay (in our case it's things such as the Firefox web browser, Microsoft Office and similar programs).

If you have the original disks or installation files for other programs but you have not used them for some time, you can remove them using this tool and reinstall them later.

If you're not the only person who uses this computer, or if someone else (such as a family member) has installed programs on it, you should consult them to find out what the other programs are and whether they can be removed.

Finally, the internet is a useful resource for this sort of thing. If you don't recognise the name of a program, type it into a search engine and you'll see what it does, and perhaps even some recommendations for whether it is worth keeping.

Our Best Buys are a selection of the best products reviewed in *Computeractive* in recent months. Those selected are not necessarily winners of our **Buy It!** award but they have fared well enough in our tests to warrant consideration. The prices were correct at the time of printing but use them as a rough guide. The prices we print are suggested retail prices. For the latest prices, visit the manufacturer's website.

PRODUCT	TYPE	WE SAY	PRICE	ISSUE	RATING
Gadgets					
Nokia E71	Smartphone	Blackberry killer, the E71 is one of the best business device	19,990	33	★★★★★
Nokia N86	Smartphone	Wireless, sporty Walkman with good sound quality	27,359	47	★★★★
Creative Zen Mozaic	Portable Media Player	Unique and performing	5,000	35	★★★★★
iPod Nano	Portable Media Player	The slimmest iPod ever with great looks and storage	9,700	36	★★★★★
Samsung Yp-P2 Pebble	Portable Media Player	MP3 player with playlist capability	2,490	44	★★★★

Notebooks					
Samsung NC10	Intel Atom	Premium looks, great finish and a good netbook	28,447	37	★★★★★
MSI Wind	Intel Celeron	Best UMPC with good storage	25,000	32	★★★★★
Acer Aspire One	Intel Atom	Practical UMPC	21,000	34	★★★★★
Dell Studio 1435	Intel Core 2 Duo	Value for money notebook loaded with features	44,900	42	★★★★★
Acer Aspire 5738G	Intel Core 2 Duo	Superb keyboard with DDR3 RAM	30,999	45	★★★★★

Printers					
HP LaserJet P1007	Laser Printer	Monochrome laser at affordable price	6,299	34	★★★★★
Brother DCP-6690CW	Inkjet Printer	A good A3 business all-in-one	27,270	41	★★★★★
Brother DCP-7030	All-in-One	Cost eddective multi-function laser for home and office	10,900	37	★★★★★
Epson TX600 FW	All-in-One	Multi-talented, multi-performing beauty	14,999	47	★★★★
Brother HL-2140	Laser Printer	An affordable personal laser printer	5,900	32	★★★★

Peripherals					
i2i	Music Streamer	An easy to use effective music streamer for music enthusiasts	9,800	41	★★★★★
Razer Copperhead Gaming Mouse	Mouse	A must have mouse for gamers	4,500	15	★★★★★
Divoom iTour 10	Portable Speaker	Pocket speaker for your iPod or mobile phone	1,500	37	★★★★
Logitech V550 Nano	Mouse	A mouse to use on the move with a laptop	10,990	37	★★★★★
Creative GigaWorks T3	Speaker	Solid Bass output with small footprint	16,619	45	★★★★

Software					
Symatec Norton NIS 2009	System Security	All rounder system protection software	3,290	35	★★★★★
Apple Safari 4	Browser	Feature-rich browser for Mac and PC	Free	40	★★★★★
Moblin 2.0 Beta	Operating System	Best operating system for netbook till date	Free	45	★★★★★
PC Tools Spyware Doctor	System Utility	A good tool to protect against spyware	999	25	★★★★★
Apple iLife 09	Media management	A great upgrade to the already good iLife08	4,700	41	★★★★★

Gadgets for netbooks

Netbooks are the most affordable option for on-the-go users. The light weight, marathon battery life and good performance makes them the ideal choice

1**2****3****4****1 Samsung N210**

Built like a tank with an excellent textured finish. The spill proof keyboard, ATOM N450 processor and HD Audio are brilliant add-ons.

2 ASUS 1201NL

Unlike the average netbook 1201NL sports a 11.6in screen with a resolution of 1366x768 and NVIDIA Ion video adapter which gives superior movies and gaming experience

3 Lenovo Ideapad S10-3s

Targeting the female part of the corporate world. 2GB memory, ATOM N475 processor also make it a strong performer, besides its good looks.

4 MSI U160

U160 is an ultra slim netbook with a great looks. The touchpad and comfortable keyboard make long working hours a pleasure.

our world in pixels.



Read **Computer active** anywhere,
anytime, on your iPad, Mac and PC.

<http://in.zinio.com/computeractive>

Hurry
WIN
Verbatim Gaming Mouse
2GB Flash Drive



&



QUIZ - 11

Now, the fun at Computer Interactive gets even more rewarding! Take a crack at this Verbatim-Computer active Quiz and win!. So read, Find the answer and shoot before 20th, Sep 2010 to win a Verbatim Gaming Mouse and 2GB Flash Drive.

Mail to ca@nextgenpublishing.net with the subject-

1) The Rapier V2 is a -

- ☐ Gaming Mouse
- ☐ Gaming Console
- ☐ Gaming Keyboard

2) Octane 7 is a -

- ☐ Speaker System
- ☐ Smart Phone
- ☐ Photo Frame

3) LG GW620 has -

- ☐ Android 1.5 cupcake
- ☐ Android 2.1
- ☐ Bada



Name: _____
Address: _____
City: _____ **Pincode:** _____
Tel.No. _____ **Mobile:** _____
Email: _____
Subscription No. (For subscribers only) _____

CONGRATULATIONS!

(The winner of Quiz no. 10 is)

Akansha Trivedi, Meerut (Gaming Mouse) and
Swapnil Lahan, Guwahati (2 GB Flash Drive)

The decision of the judges will be final and binding and no queries shall be entertained. The employees of Verbatim and Next Gen Publishing cannot participate in this contest. Participants can also send their entries by fax or photocopies at the Next Gen Publishing mailing address listed on the last page. Winner will be decided by Lucky draw.

DIGITAL PRIDE.

COWON

COWON J3

16M color 3.3" AMOLED

Micro SD Card Slot

Built - in speaker

Bluetooth | G-Sensor |

TV-Out | Flash Player

**Music | Video | Picture
Documents | FM Radio**

Voice Recording

64 hrs Music Playback

11 hrs Video Playback



**red dot design award
winner 2010**

BUY ONLINE : www.cowonindia.in



iAudioE2



iAudio9



Cowon D2+



Cowon S9



Cowon V5

National Distributor : LIPAP SYSTEMS PVT. LTD

Tel: 022 - 28743716 / 40032653 Email: iaudio@lipap.com

Made in Korea

AMKETTE



Wireless Keyboard With In-built Mouse
Freedom From Desk
 No Mouse Required !



Robusto Flash Drive 2GB



Now, the fun at Computer Interactive gets even more rewarding! Take a crack at this Amkette-Computer active Quiz and win! For clues log on to www.amkette.com/freedomfromdesk. So read, Find the answer and shoot before 20th, Sep 2010 to win a Amkette Wireless Trackball Keyboard & Robusto Flash Drive 2GB.

Mail to ca@nextgenpublishing.net with the subject-line: ComputerInteractive Quiz 9

1) The first product from Amkette was -

- a) CD ROM
- b) BD ROM
- c) Floppy Disc

☐
☐
☐

2) The latest headphone from Creative is -

- a) Aurvana In-Ear2
- b) Aurvana X-Fi
- c) Y650

☐
☐
☐

3) The price of Nuance PDF Reader is -

- a) Rs. 2500
- b) Rs. 250
- c) Free

☐
☐
☐

Name: _____
Address: _____
City: _____ **Pincode:** _____
Tel.No. _____ **Mobile:** _____
Email: _____
Subscription No. (For subscribers only) _____

CONGRATULATIONS! The winner of Quiz no. 8 is
 Bhakti Shah, Gujrat (Amkette Wireless Keyboard Winner) and
 Dinkar Pathak, Pune (USB Drive)

The decision of the judges will be final and binding and no queries shall be entertainment. The employees of Amkette and Next Gen Publishing cannot participate in this contest. Participants can also send their entries by fax or photocopies at the Next Gen Publishing mailing address listed on the last page. Winner will be decided by Lucky draw.

The Only Plain English Computer Magazine!

Computer active



Reach to the audience that matters

Book your AD in India's only Simplified technology magazine

Call +91 22 4352 5220

SentinelHASP™ STOP PIRACY & ILLEGAL DISTRIBUTION OF YOUR SOFTWARE

Are You Losing Your Revenue And Potential Customer Due To Piracy Of Your Software?

Sentinel HASP SRM Industry's First Fully-Integrated Hardware and Software-based Software Rights Management Solution

- Strong Copy Protection to combat software piracy
- Secure & Flexible software licensing and software License management
- Unmatched IP Protection to maintain your competitive edge
- Enforcement through Cross-Locking™ Technology that enables choosing either hardware-based (dongle) or software-based (product activation)
- Role-based to Fully Align with the Product Lifecycle
- Easy to use license management tools



**To Order Your Free SDK
Write to us on
info.apac@safenet-inc.com**



www.safenet-inc.com

SafeNet India Private Limited.
6th Floor, Tower C
Plot No 5, Sector 127
Logix Techno Park, Noida – 201301, India
For more information:
North: +91-99712 78833
West: +91-97691 80909
Mail: info.apac@safenet-inc.com





Now, the fun at Computer Interactive gets even more rewarding! Take a crack at this Strontium-Computer active Quiz and win! So read, Find the answer and shoot before 20th, Sep 2010 to win a Strontium USB Flash Drive 16GB.

Mail to ca@nextgenpublishing.net with the subject-

1) Where was this year's Strontium's Asia Pacific Partners' Forum held -

- ☐ Bali
- ☐ Singapore
- ☐ Malaysia

2) What is the full form of SSD -

- ☐ Solid State Drive
- ☐ Solid System Drive
- ☐ System Solid Drive

3) What are the names of the latest range of USB flash drives launched by Strontium -

- ☐ Key, Coin and Bold
- ☐ Key, Spin and Hulk
- ☐ Spin, Swift and Safe



CONGRATULATIONS!

(The winner of Quiz no. 3 is)

Divesh Modi, Barodara (16GB Strontium Flash Drive Winner) &
Nisha Das, Durgapur (8GB Strontium Flash Drive Winner)

Name: _____

Address: _____

City: _____ Pincode: _____

Tel.No. _____ Mobile: _____

Email: _____

Subscription No. (For subscribers only) _____

Now Click Online

www.smartphotography.in



UPDATED
DAILY

india
antivirus **com**



Protect your **Digital** Life

Wanted
Dealers



Net Protector



AntiVirus

Net Protector

Total PC Protection
2011

- Anti-Spyware
- Anti-Malware
- Anti-Rootkit
- OS FireWall
- E-mail Backup
- Browser Repair

Call :

(0) 9272707050
(0) 9272744987

sales@indiaantivirus.com
Biz Secure Labs Pvt. Ltd.

Toll Free : **1800-209-5550**

BEST OF THE WEB

Find the best search engine to meet your needs, tweak Firefox, find fonts and share graphs



Rendur

<http://rendur.com>

This is a very useful website for anyone learning to write web pages. It lets you edit the three main kinds of file used to generate a web page: HTML, CSS and Javascript. It can highlight the contents of these files as you go along to show the different commands and help track down problems. A clever website with a real purpose.



www.snipurl.com/fxx8h

Google isn't the only search engine and this list of alternatives may include websites better suited to certain tasks.



www.whichdateworks.com

If you want to get people in the same place at the same time, this website helps with working out the best date.



www.trackngraph.com

This is a useful website for sharing graphs with other people. There are lots of templates along with tutorial videos.



www.snipurl.com/fy6iz

Submit an image of a font to What The Font and it will match it to its database and tell you where to get it.

THE BEST FREE TOOLS FOR YOUR PC

Take regular breaks from your computer, keep track of plot lines and edit Word documents online



Xmarks

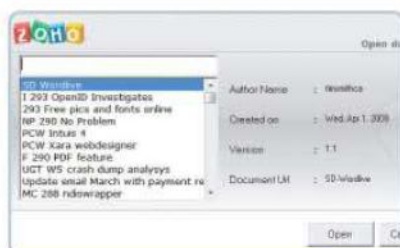
If you use more than one computer, Xmarks lets you manage and synchronise your bookmarks no matter where you are.

Type: Freeware

File size: 2.2MB

Overall: ★★★★★

Download at: www.xmarks.com



Zoho Plug-in for Office

Edit Zoho documents using Microsoft Word or Excel and save them as if they were on a local PC.

Type: Freeware

File size: 2.66MB

Overall: ★★★★★

Download at: www.zoho.com/zohoplugin/home.html



Workrave

Workrave helps you take regular breaks from working at a computer to prevent eye strain and RSI. Exercises are demonstrated during breaks.

Type: Freeware

File size: 9.6MB

Overall: ★★★★★

Download at: www.workrave.org



Read it later

This Firefox add-on saves web pages to the computer so that they can be read later on when the computer is not connected to the internet.

Type: Freeware

File size: 278KB

Overall: ★★★★★

Download at: readitlaterlist.com

FEEL THE SURGE

Experience 80% faster speeds



Introducing **MOMENTUS XT**

Solid State Hybrid Drive (SSHD)

A new class of powerful, intelligent storage has arrived. Combining the speed and capacity of Seagate hard drives with the ultra-responsiveness of flash memory, experience the ultimate in hybridized storage performance! The Momentus® XT drive is designed for all standard laptop PCs and is OS, driver and software independent, making this drive easy to integrate and easy to use. Whether you are gaming, editing digital media or crunching numbers, performance is optimized and ready for your next move.



ADAPTIVE MEMORY
TECHNOLOGY™



BLAZING FAST
SPEEDS



SSD LIKE
PERFORMANCE



OS / DRIVER
INDEPENDENT



AFFORDABLE
1/4 the price of SSD

To learn more please visit www.seagate.com

Seagate Representatives: Bangalore: Mahesh B V - 9845201427 • Kolkata: Prasanta Ray - 9831167213 • Chennai: Praveen Prasad - 9500073931 • Mumbai: Rahul Seth - 9819020604 • New Delhi: Sangramsinh Shelar - 9811938944 • Nitesh Patni - 9871124290 • Punjab & UP: Anmol Sharma - 9811394606 • Jaipur: Amit Sharma - 9314613817

Seagate Authorised Distributors: Fortune Marketing Pvt Ltd. - 9312631613, 9818004860 • Supertron Electronics Ltd. - 9811059025 • Redington (India) Ltd. - 9382820963 • Ingram Micro Ltd. - 9223502126

CREATIVE



SIMPLICITY IN MOTION

The all new ZEN Mozaic EZ300 are taking the ZEN experience to a whole new level, while building on the accolade-garnering design of the legendary Creative ZEN. You can now enjoy your music, photos and videos with ease while maximizing your enjoyment!

ZEN[®] MOZAIC EZ300



Available in 4GB and 8GB

Other Creative Products:



Live! Cam Socialize HD

- Smooth video capture of up to 30fps at HD (1280x720) widescreen resolution
- Captures still images up to 5.7MP (with interpolation)
- Built-in, noise canceling microphone



INSPIRE T3100

- Superior speaker design for powerful Hi-Fi performance
- High performance two-way speaker design for Hi-Fi quality sound
- Ported subwoofer for powerful and deep bass



EP-630 In-Ear Earphones

- Powerful Neodymium magnet drivers offer extraordinary bass reproduction with balanced tones
- Ergonomic in-ear design fits snugly in your ears



HS-400 Headset

- Neodymium drivers with detachable noise-canceling microphone boom
- Slim, stylish, lightweight backpack design for ultimate comfort
- Full adjustable microphone tip for optimal positioning